

GP Patient Survey

NHS Barnsley CCG, Network and Practice comparison of 2016 and 2017 survey results

Contents:

Overall Experience of your GP Surgery:

Penistone Locality	3
Central Locality	4
North Locality.....	5
North East Locality.....	6
Dearne Locality	7
South Locality	8

Ease of getting through to your GP Surgery on the phone:

Penistone Locality	9
Central Locality.....	10
North Locality	11
North East Locality.....	12
Dearne Locality	13
South Locality	14

Helpfulness of Receptionists at your GP Surgery:

Penistone Locality	15
Central Locality.....	16
North Locality	17
North East Locality.....	18
Dearne Locality	19
South Locality	20

Last time you wanted to see or speak to a GP or Nurse from your surgery, were you able to get an appointment to see or speak to someone?:

Penistone Locality	21
Central Locality.....	22
North Locality	23
North East Locality.....	24
Dearne Locality	25
South Locality	26

How convenient was the appointment you were able to get?:

Penistone Locality	27
Central Locality.....	28
North Locality	29
North East Locality.....	30
Dearne Locality	31
South Locality	32

Overall, experience of making an appointment:

Penistone Locality	33
Central Locality.....	34
North Locality	35
North East Locality.....	36
Dearne Locality	37
South Locality	38

Waiting times at the GP Surgery:

Penistone Locality	39
Central Locality.....	40
North Locality	41
North East Locality.....	42
Dearne Locality	43
South Locality	44

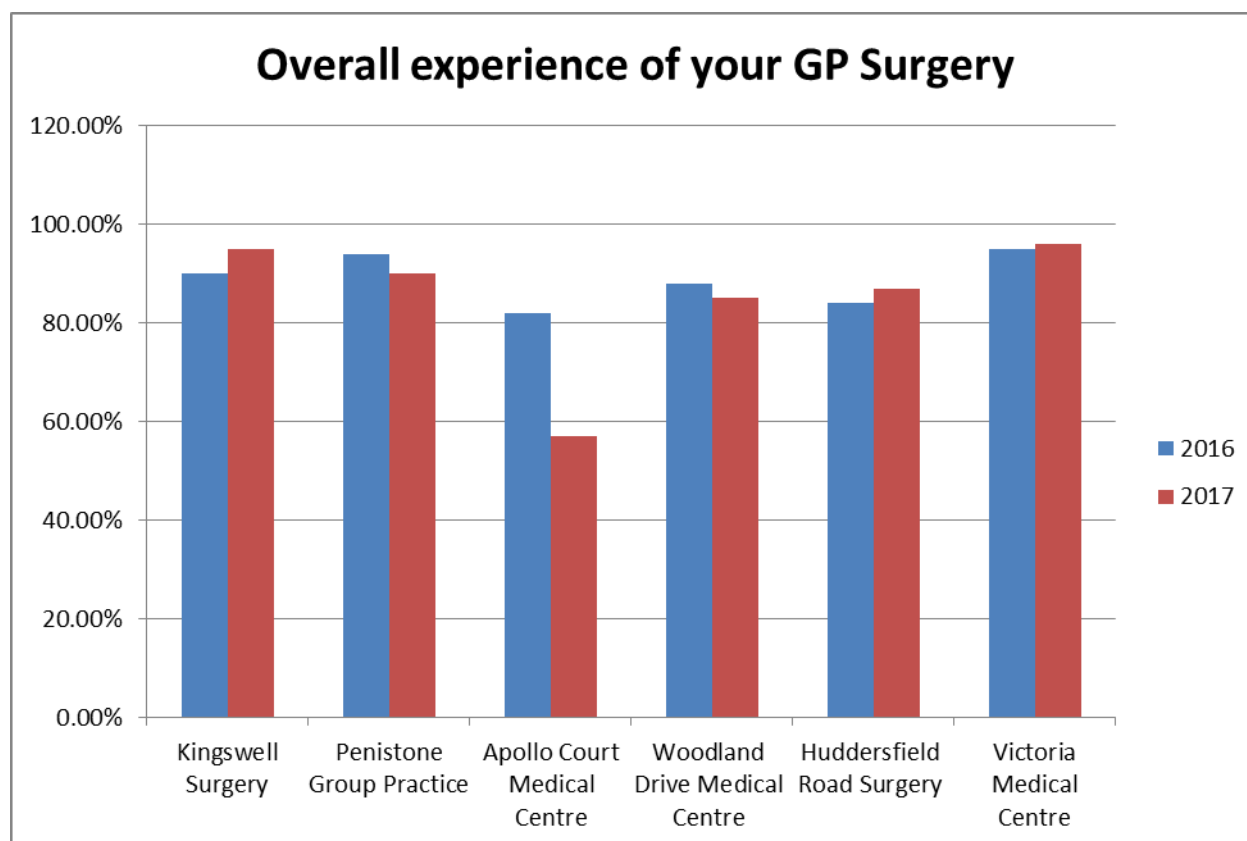
Did you have confidence and trust in the GP you saw or spoke to?:

Penistone Locality	45
Central Locality.....	46
North Locality	47
North East Locality.....	48
Dearne Locality	49
South Locality	50

Did you have confidence and trust in the Nurse you saw or spoke to?:

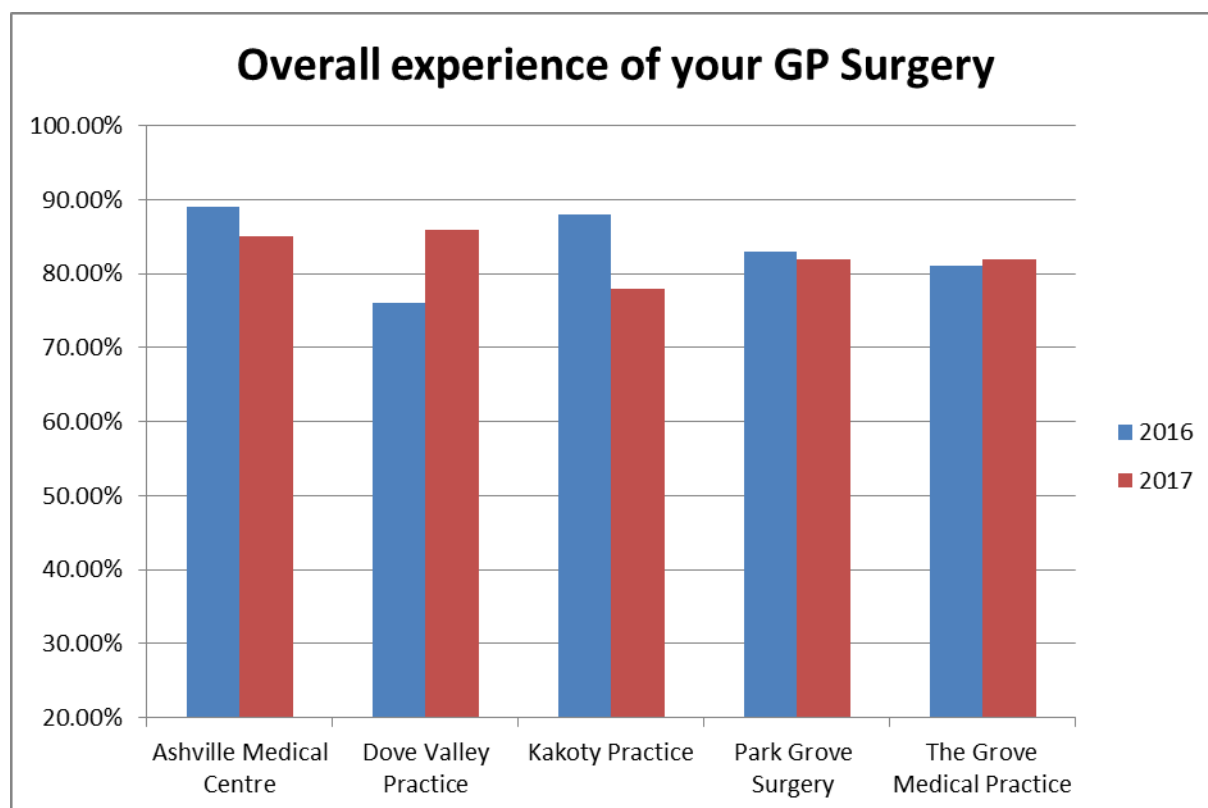
Penistone Locality	51
Central Locality.....	52
North Locality	53
North East Locality.....	54
Dearne Locality	55
South Locality	56

Overall, how would you describe your experience of your GP surgery?



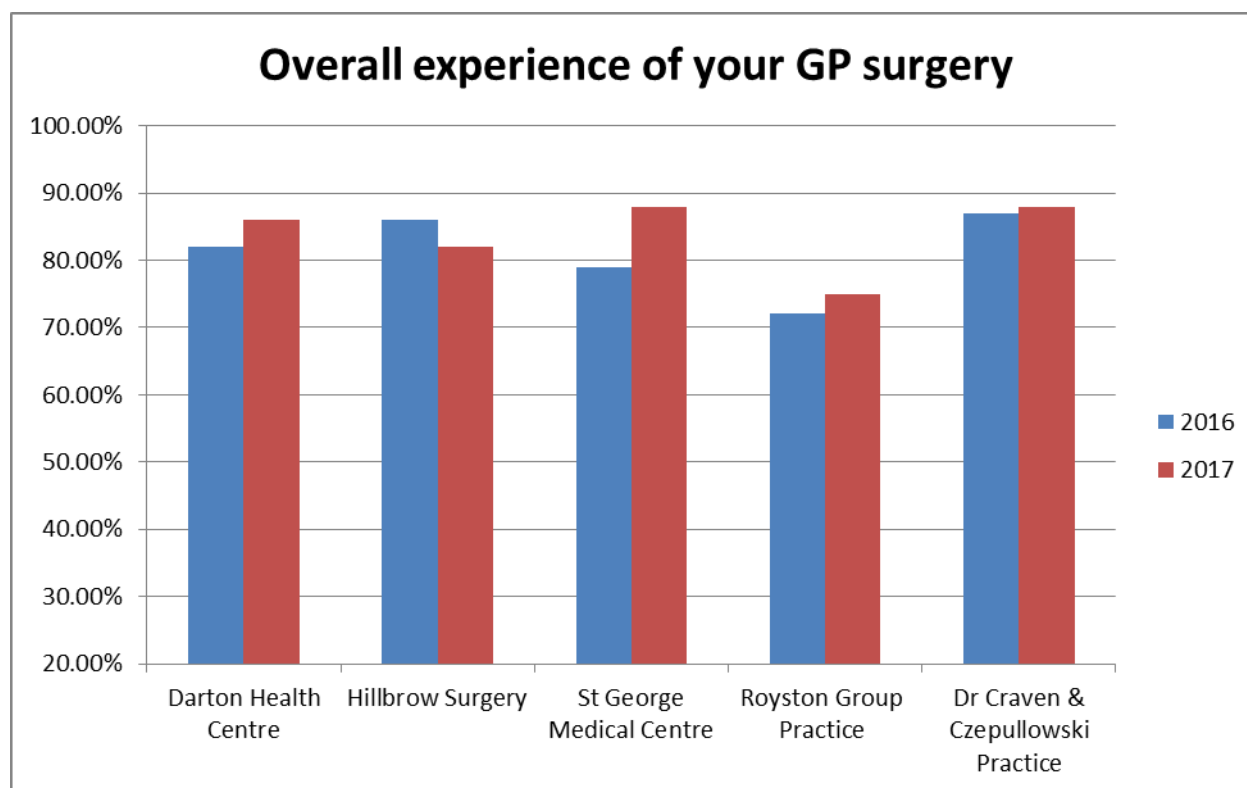
Penistone Locality Practices	2016	2017
Kingswell Surgery	90.00%	95.00%
Penistone Group Practice	94.00%	90.00%
Apollo Court Medical Centre	82.00%	57.00%
Woodland Drive Medical Centre	88.00%	85.00%
Huddersfield Road Surgery	84.00%	87.00%
Victoria Medical Centre	95.00%	96.00%

Overall, how would you describe your experience of your GP surgery?



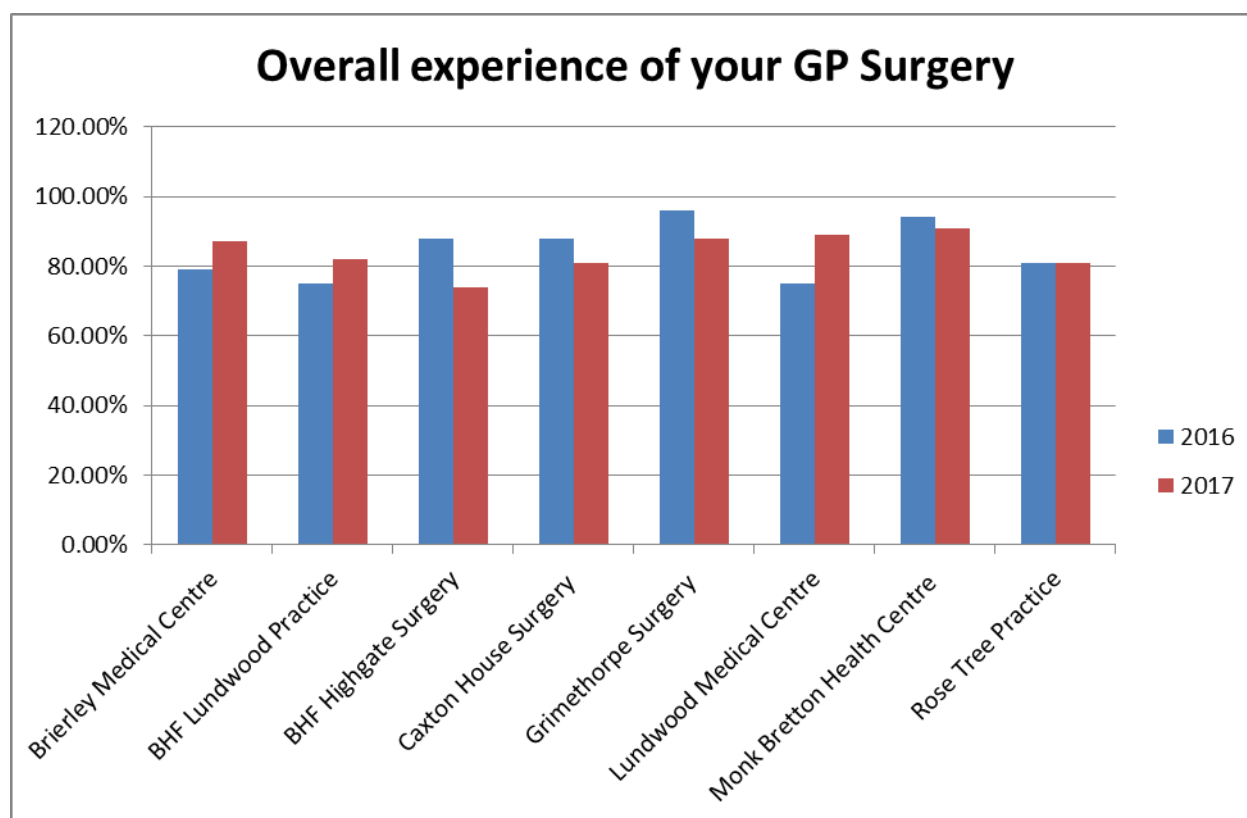
Central Locality Practices	2016	2017
Ashville Medical Centre	89.00%	85.00%
Dove Valley Practice	76.00%	86.00%
Kakoty Practice	88.00%	78.00%
Park Grove Surgery	83.00%	82.00%
The Grove Medical Practice	81.00%	82.00%

Overall, how would you describe your experience of your GP surgery?



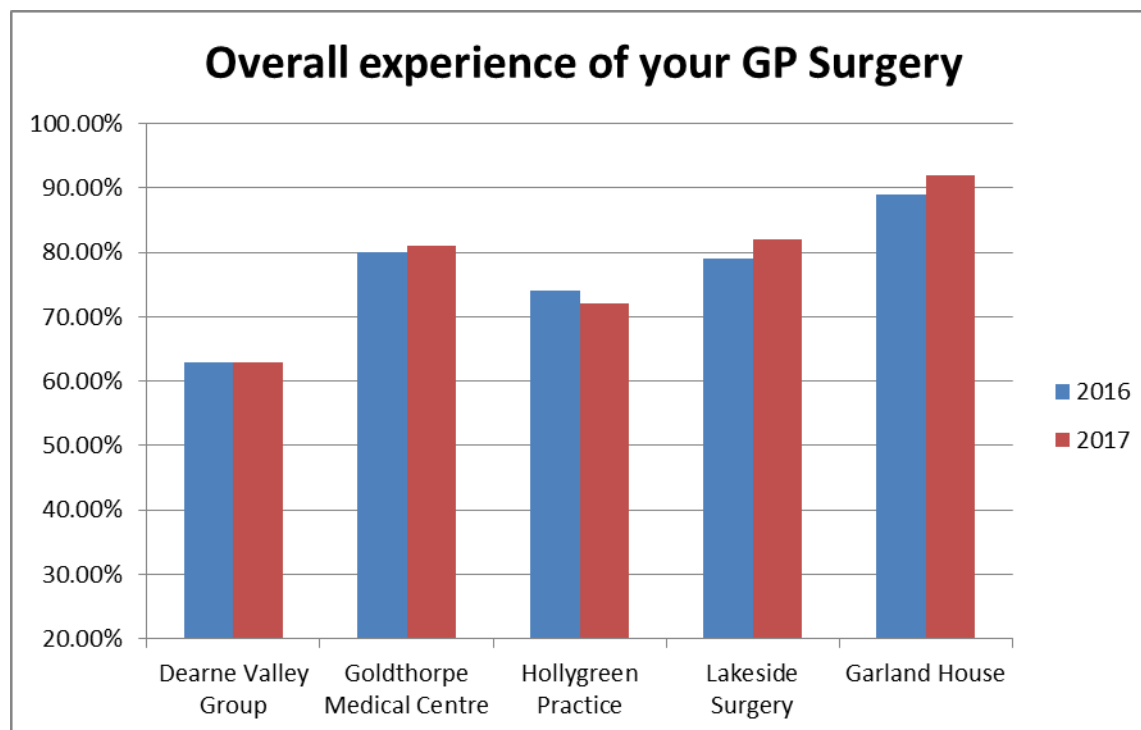
North Locality Practices	2016	2017
Darton Health Centre	82.00%	86.00%
Hillbrow Surgery	86.00%	82.00%
St George Medical Centre	79.00%	88.00%
Royston Group Practice	72.00%	75.00%
Dr Craven & Czepullowski Practice	87.00%	88.00%

Overall, how would you describe your experience of your GP surgery?



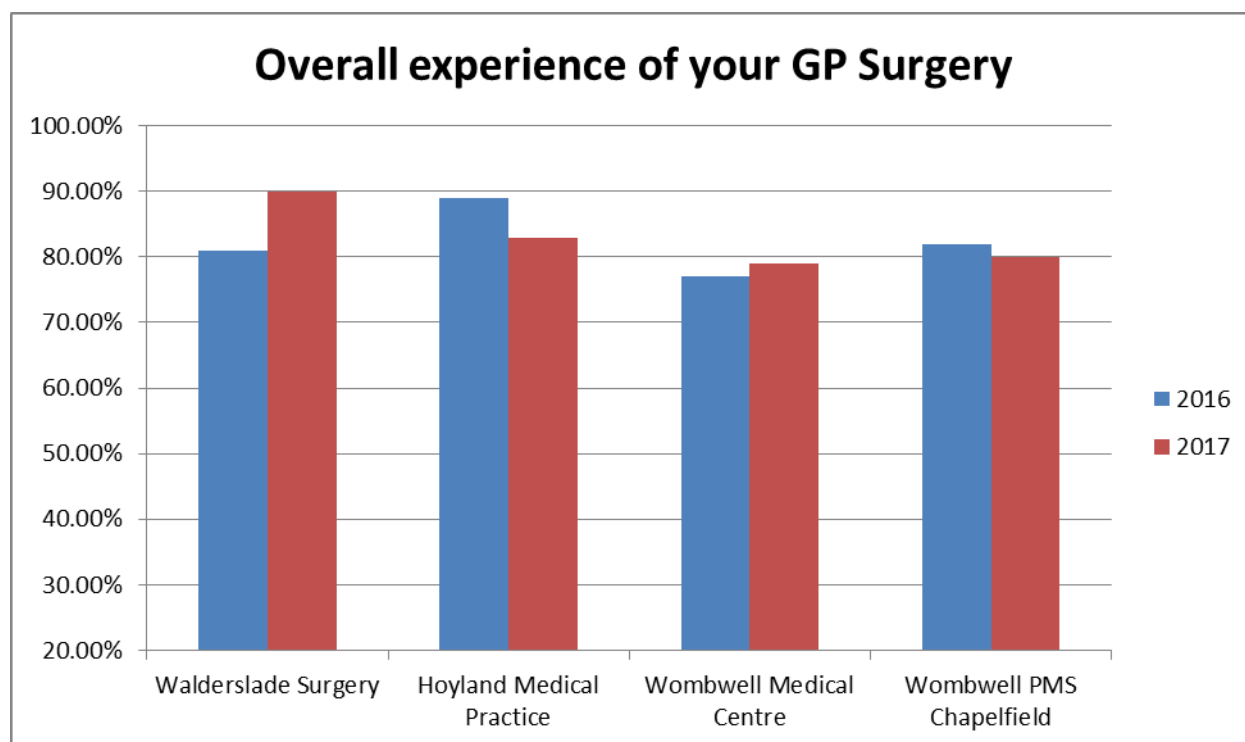
North East Locality Practices	2016	2017
Brierley Medical Centre	79.00%	87.00%
BHF Lundwood Practice	75.00%	82.00%
BHF Highgate Surgery	88.00%	74.00%
Caxton House Surgery	88.00%	81.00%
Grimethorpe Surgery	96.00%	88.00%
Lundwood Medical Centre	75.00%	89.00%
Monk Bretton Health Centre	94.00%	91.00%
Rose Tree Practice	81.00%	81.00%

Overall, how would you describe your experience of your GP surgery?



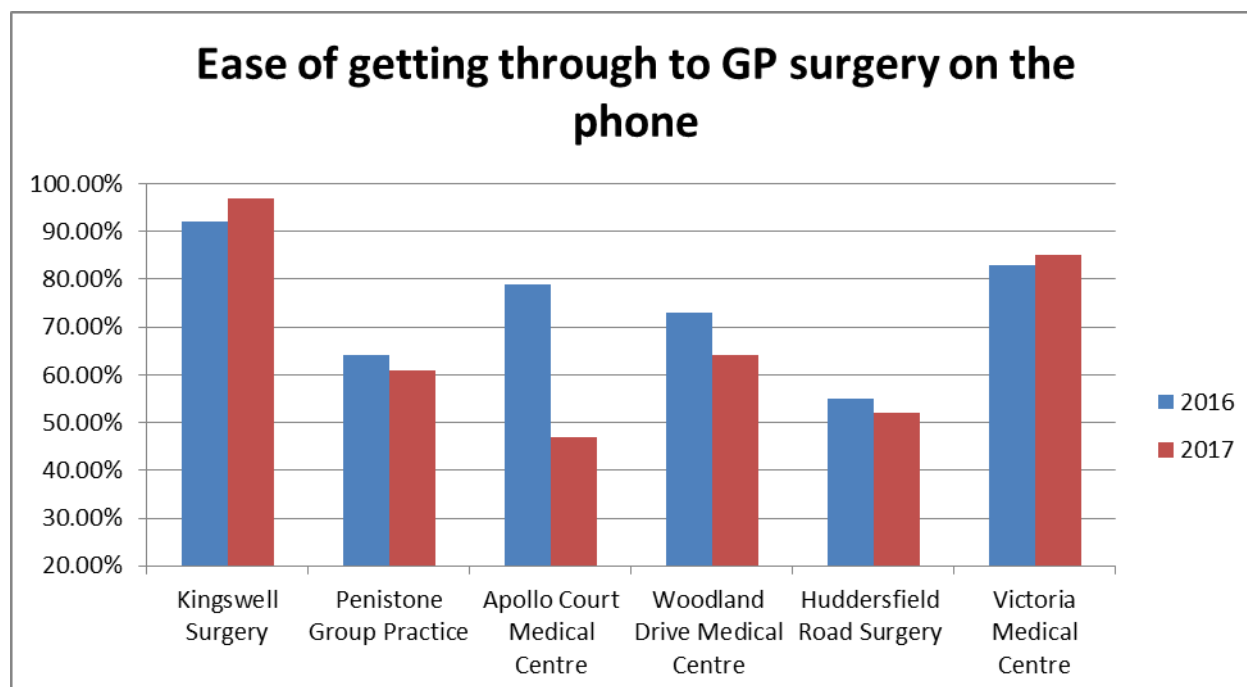
Dearne Locality Practices	2016	2017
Dearne Valley Group	63.00%	63.00%
Goldthorpe Medical Centre	80.00%	81.00%
Hollygreen Practice	74.00%	72.00%
Lakeside Surgery	79.00%	82.00%
Garland House	89.00%	92.00%

Overall, how would you describe your experience of your GP surgery?



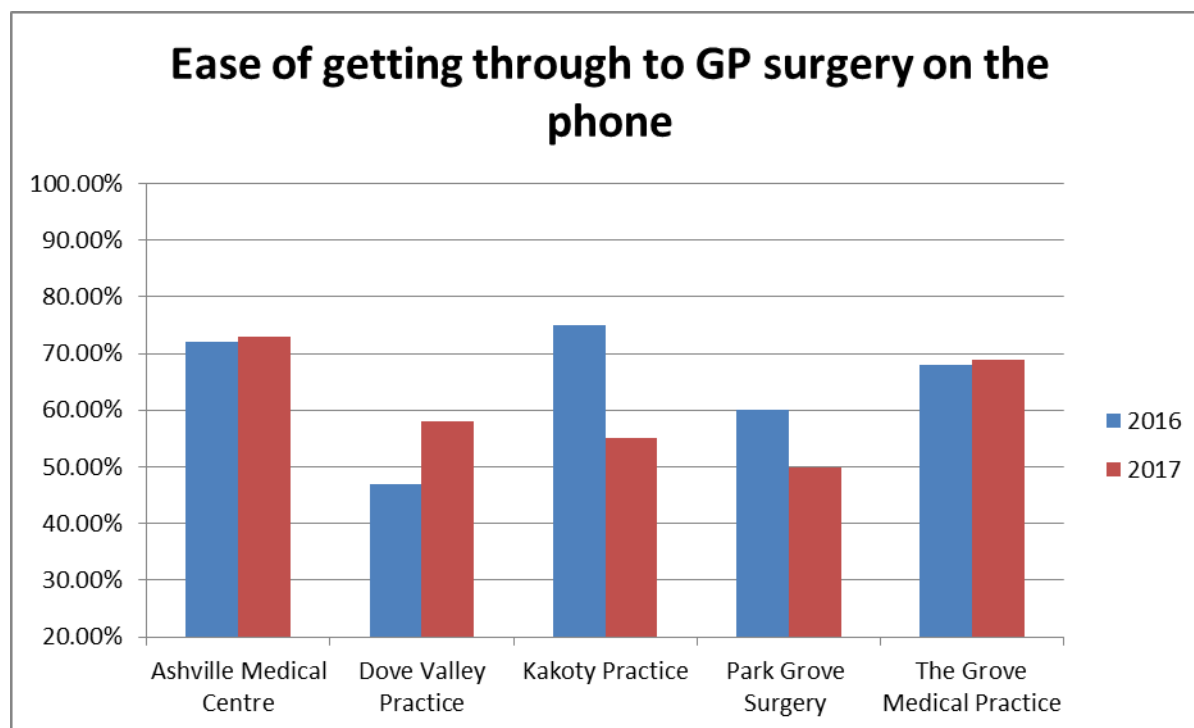
South Locality Practices	2016	2017
Walderslade Surgery	81.00%	90.00%
Hoyland Medical Practice	89.00%	83.00%
Wombwell Medical Centre	77.00%	79.00%
Wombwell PMS Chapelfield	82.00%	80.00%

Generally, how easy is it to get through to someone at your GP surgery on the phone?



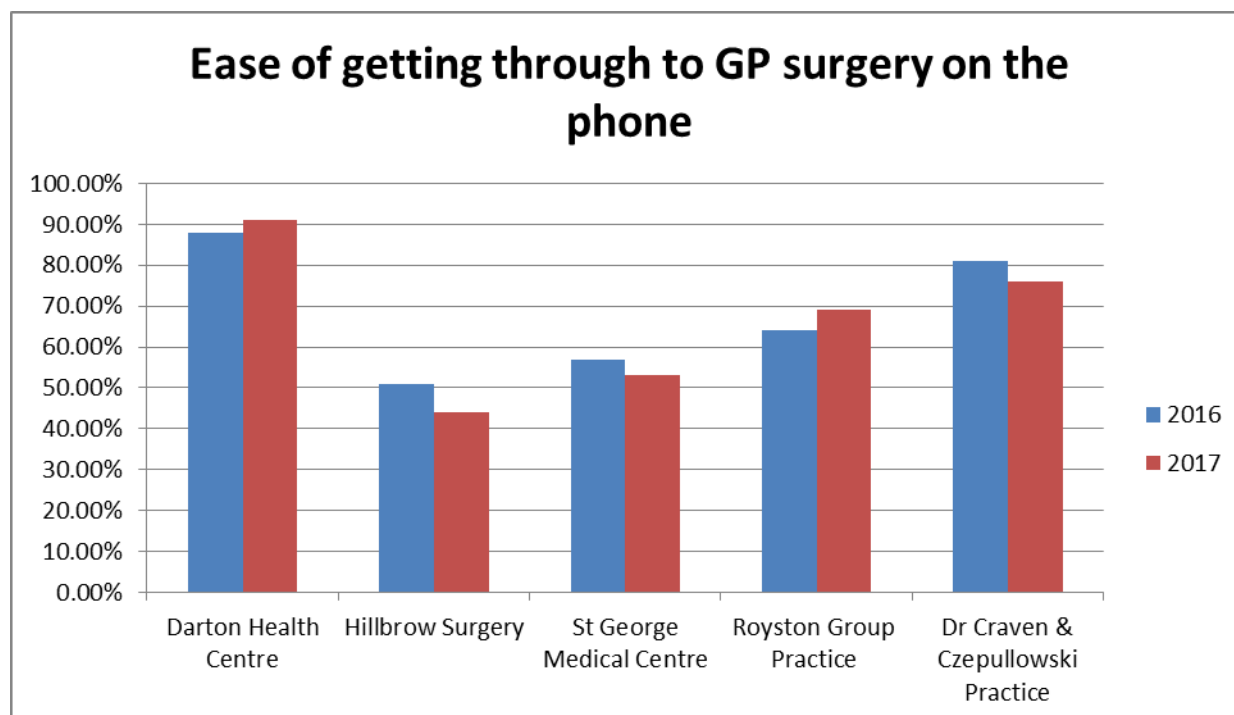
Penistone Locality Practices	2016	2017
Kingswell Surgery	92.00%	97.00%
Penistone Group Practice	64.00%	61.00%
Apollo Court Medical Centre	79.00%	47.00%
Woodland Drive Medical Centre	73.00%	64.00%
Huddersfield Road Surgery	55.00%	52.00%
Victoria Medical Centre	83.00%	85.00%

Generally, how easy is it to get through to someone at your GP surgery on the phone?



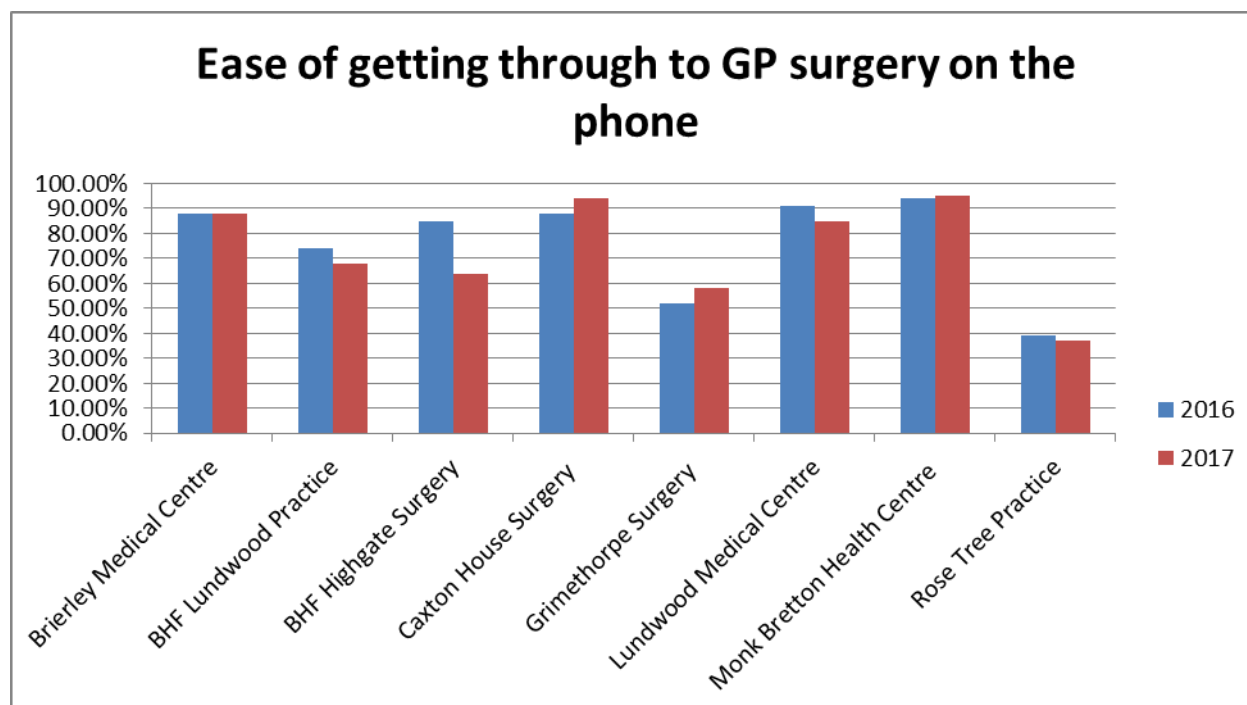
Central Locality Practices	2016	2017
Ashville Medical Centre	72.00%	73.00%
Dove Valley Practice	47.00%	58.00%
Kakoty Practice	75.00%	55.00%
Park Grove Surgery	60.00%	50.00%
The Grove Medical Practice	68.00%	69.00%

Generally, how easy is it to get through to someone at your GP surgery on the phone?



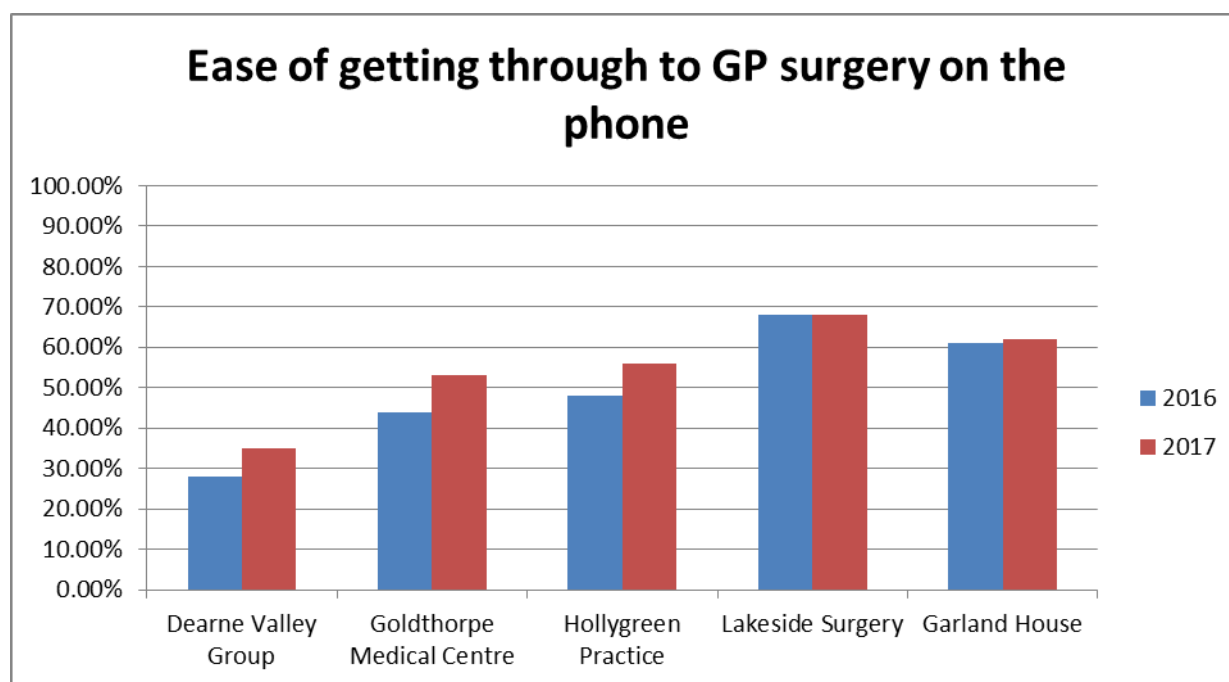
North Locality Practices	2016	2017
Darton Health Centre	88.00%	91.00%
Hillbrow Surgery	51.00%	44.00%
St George Medical Centre	57.00%	53.00%
Royston Group Practice	64.00%	69.00%
Dr Craven & Czepullowski Practice	81.00%	76.00%

Generally, how easy is it to get through to someone at your GP surgery on the phone?



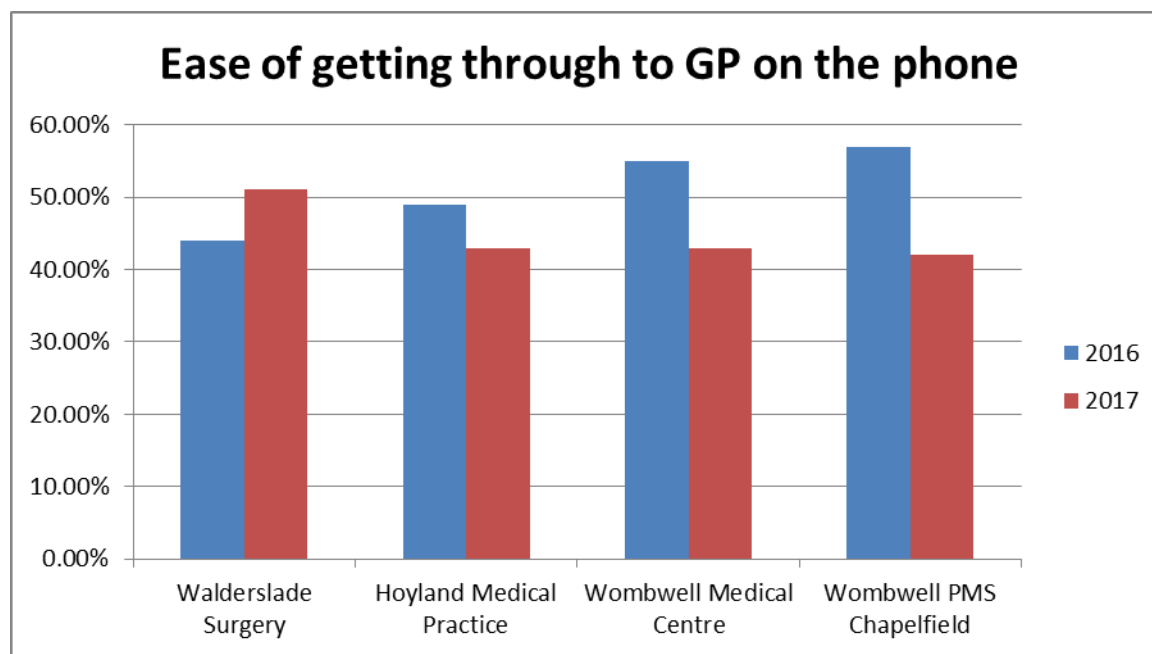
North East Locality Practices	2016	2017
Brierley Medical Centre	88.00%	88.00%
BHF Lundwood Practice	74.00%	68.00%
BHF Highgate Surgery	85.00%	64.00%
Caxton House Surgery	88.00%	94.00%
Grimethorpe Surgery	52.00%	58.00%
Lundwood Medical Centre	91.00%	85.00%
Monk Bretton Health Centre	94.00%	95.00%
Rose Tree Practice	39.00%	37.00%

Generally, how easy is it to get through to someone at your GP surgery on the phone?



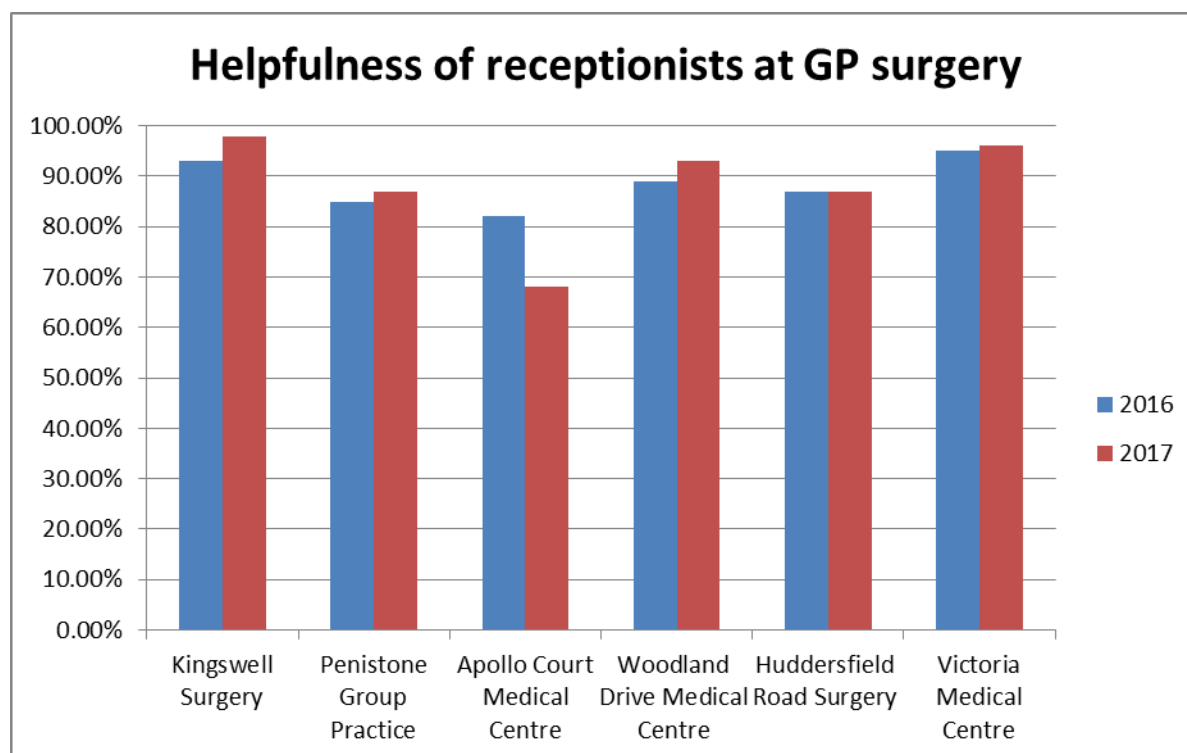
Dearne Locaility Practices	2016	2017
Dearne Valley Group	28.00%	35.00%
Goldthorpe Medical Centre	44.00%	53.00%
Hollygreen Practice	48.00%	56.00%
Lakeside Surgery	68.00%	68.00%
Garland House	61.00%	62.00%

Generally, how easy is it to get through to someone at your GP surgery on the phone?



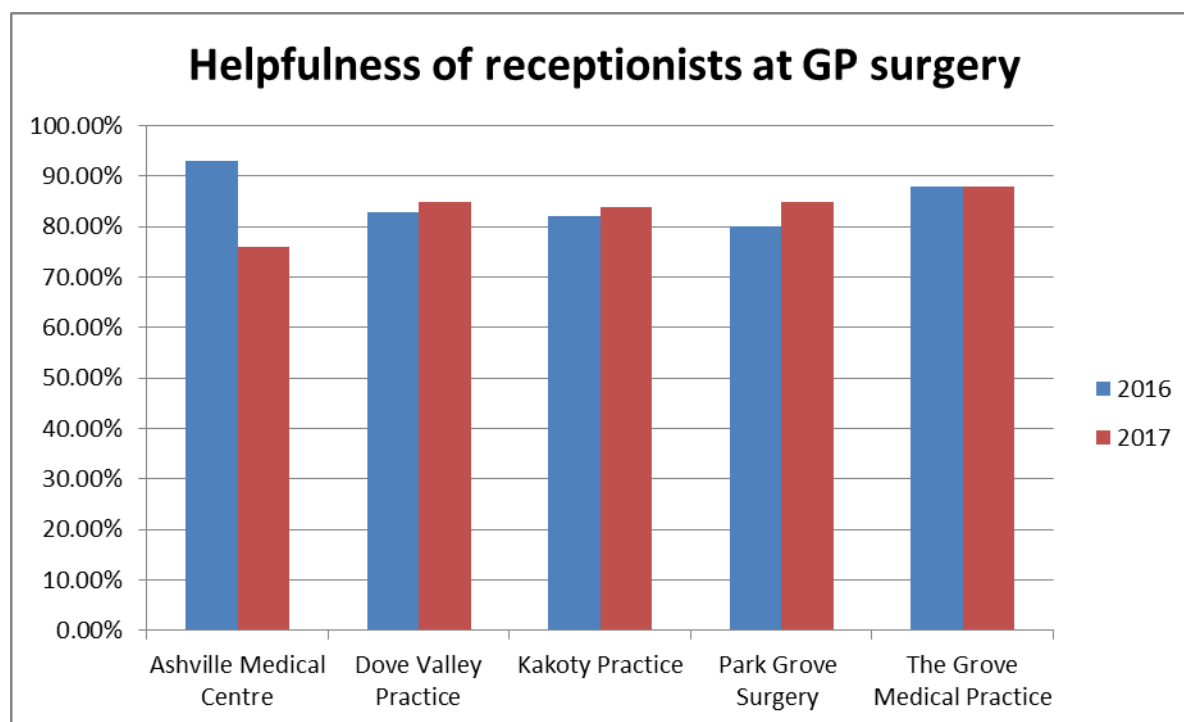
South Locality Practices	2016	2017
Walderslade Surgery	44.00%	51.00%
Hoyland Medical Practice	49.00%	43.00%
Wombwell Medical Centre	55.00%	43.00%
Wombwell PMS Chapelfield	57.00%	42.00%

How helpful do you find the receptionists at your GP surgery?



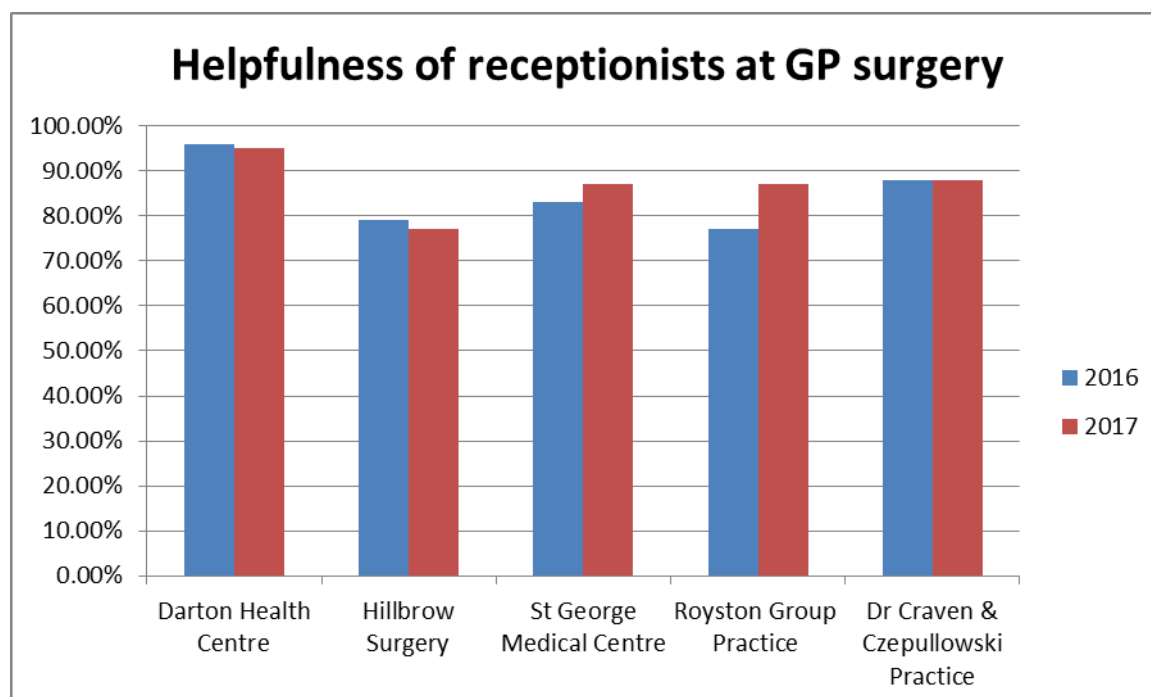
Penistone Locality Practices	2016	2017
Kingswell Surgery	93.00%	98.00%
Penistone Group Practice	85.00%	87.00%
Apollo Court Medical Centre	82.00%	68.00%
Woodland Drive Medical Centre	89.00%	93.00%
Huddersfield Road Surgery	87.00%	87.00%
Victoria Medical Centre	95.00%	96.00%

How helpful do you find the receptionists at your GP surgery?



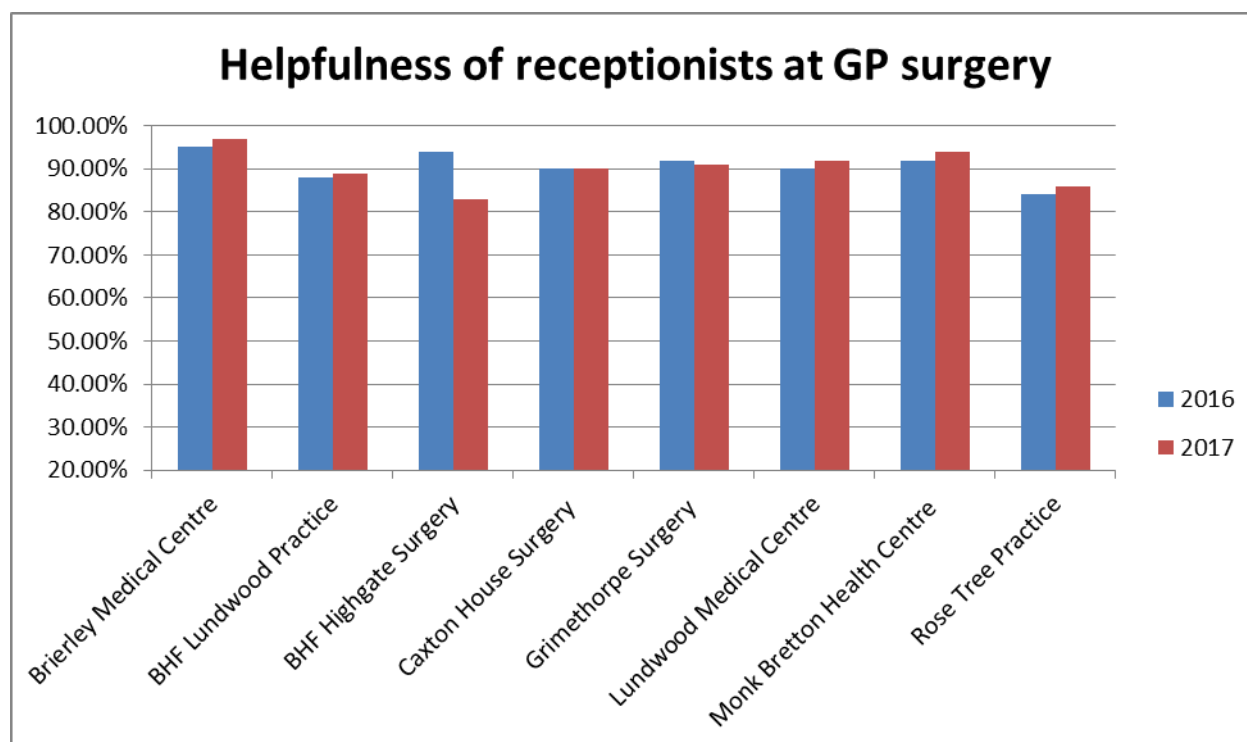
Central Locality Practices	2016	2017
Ashville Medical Centre	93.00%	76.00%
Dove Valley Practice	83.00%	85.00%
Kakoty Practice	82.00%	84.00%
Park Grove Surgery	80.00%	85.00%
The Grove Medical Practice	88.00%	88.00%

How helpful do you find the receptionists at your GP surgery?



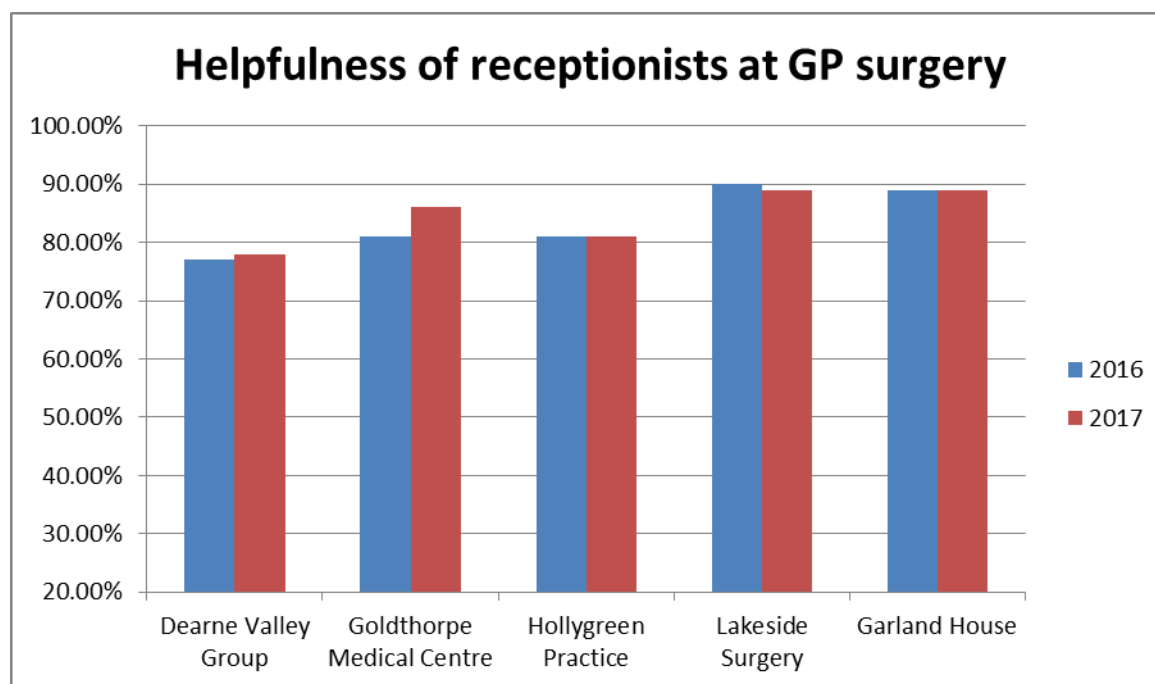
North Locality Practices	2016	2017
Darton Health Centre	96.00%	95.00%
Hillbrow Surgery	79.00%	77.00%
St George Medical Centre	83.00%	87.00%
Royston Group Practice	77.00%	87.00%
Dr Craven & Czepullowski Practice	88.00%	88.00%

How helpful do you find the receptionists at your GP surgery?



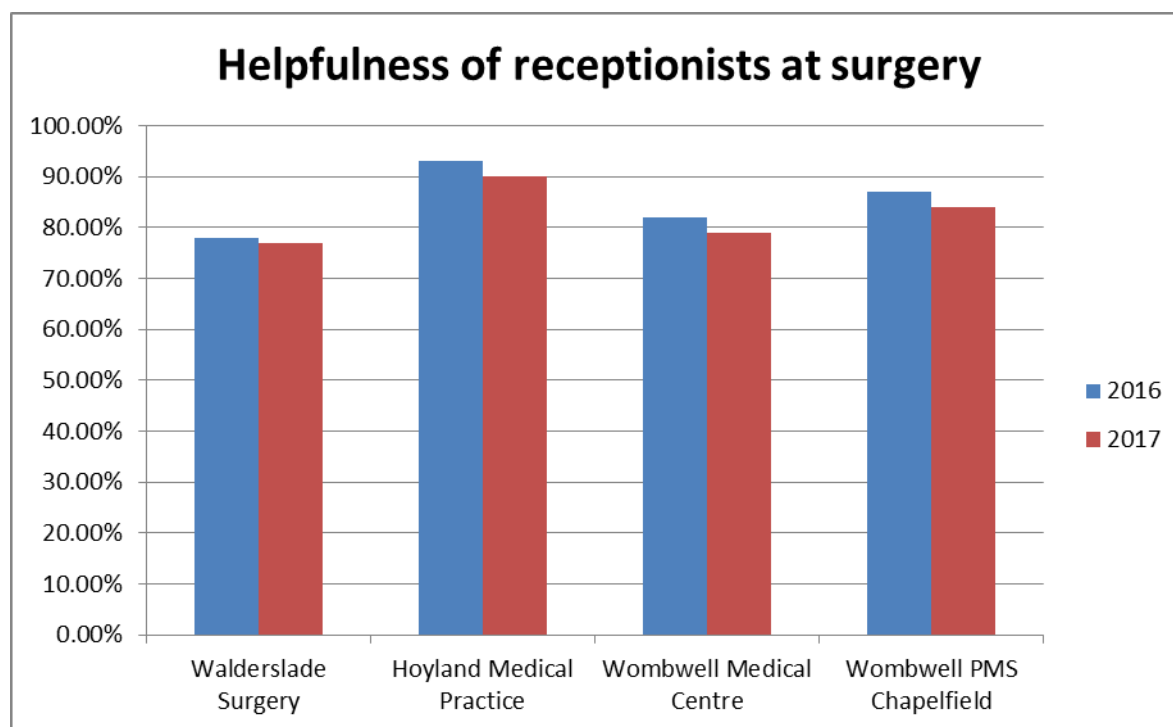
North East Locality Practices	2016	2017
Brierley Medical Centre	95.00%	97.00%
BHF Lundwood Practice	88.00%	89.00%
BHF Highgate Surgery	94.00%	83.00%
Caxton House Surgery	90.00%	90.00%
Grimethorpe Surgery	92.00%	91.00%
Lundwood Medical Centre	90.00%	92.00%
Monk Bretton Health Centre	92.00%	94.00%
Rose Tree Practice	84.00%	86.00%

How helpful do you find the receptionists at your GP surgery?



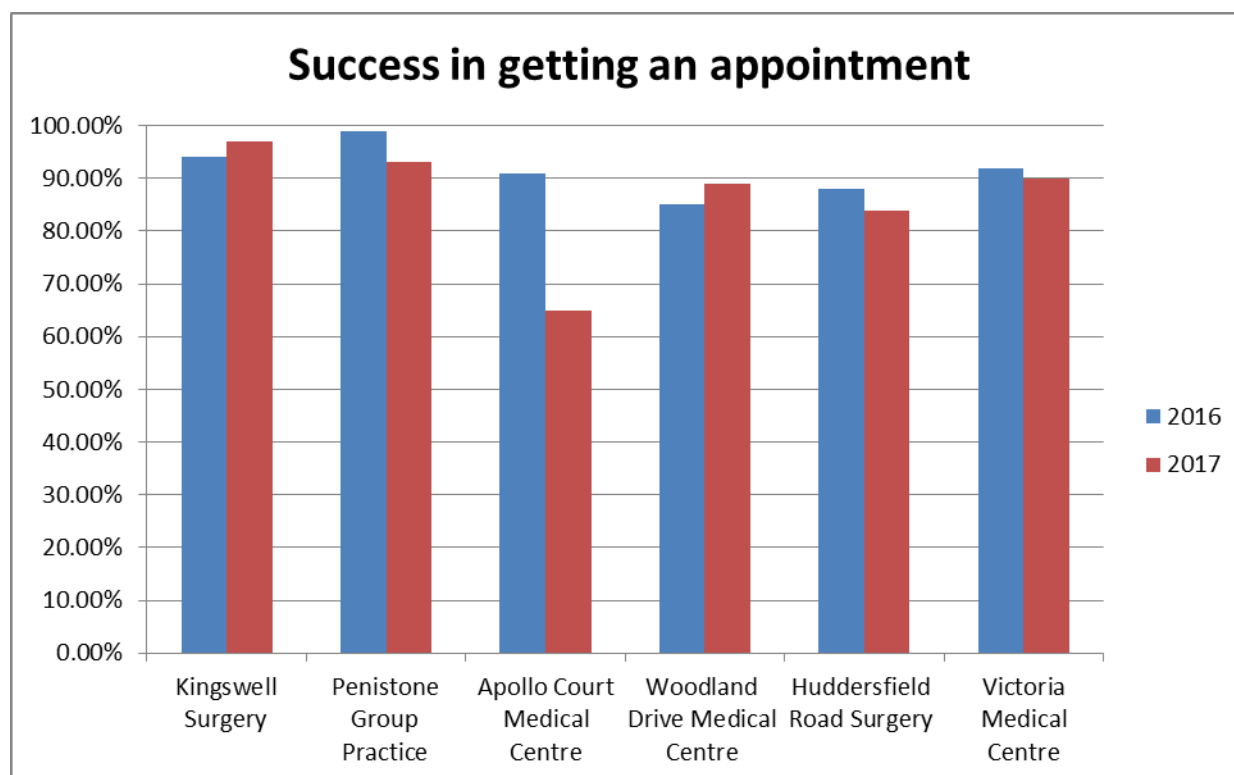
Dearne Locality Practices	2016	2017
Dearne Valley Group	77.00%	78.00%
Goldthorpe Medical Centre	81.00%	86.00%
Hollygreen Practice	81.00%	81.00%
Lakeside Surgery	90.00%	89.00%
Garland House	89.00%	89.00%

How helpful do you find the receptionists at your GP surgery?



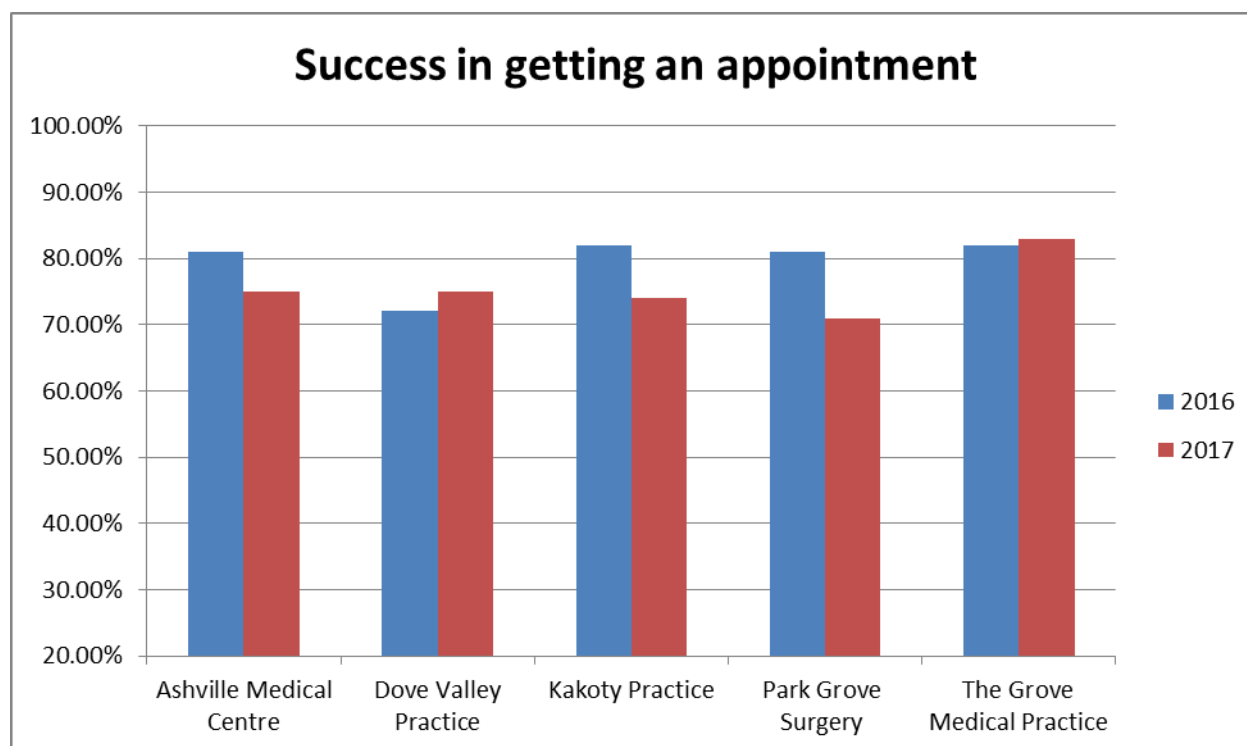
South Locality Practices	2016	2017
Walderslade Surgery	78.00%	77.00%
Hoyland Medical Practice	93.00%	90.00%
Wombwell Medical Centre	82.00%	79.00%
Wombwell PMS Chapelfield	87.00%	84.00%

Last time you wanted to see or speak to a GP or nurse from your GP surgery, were you able to get an appointment or speak to someone?



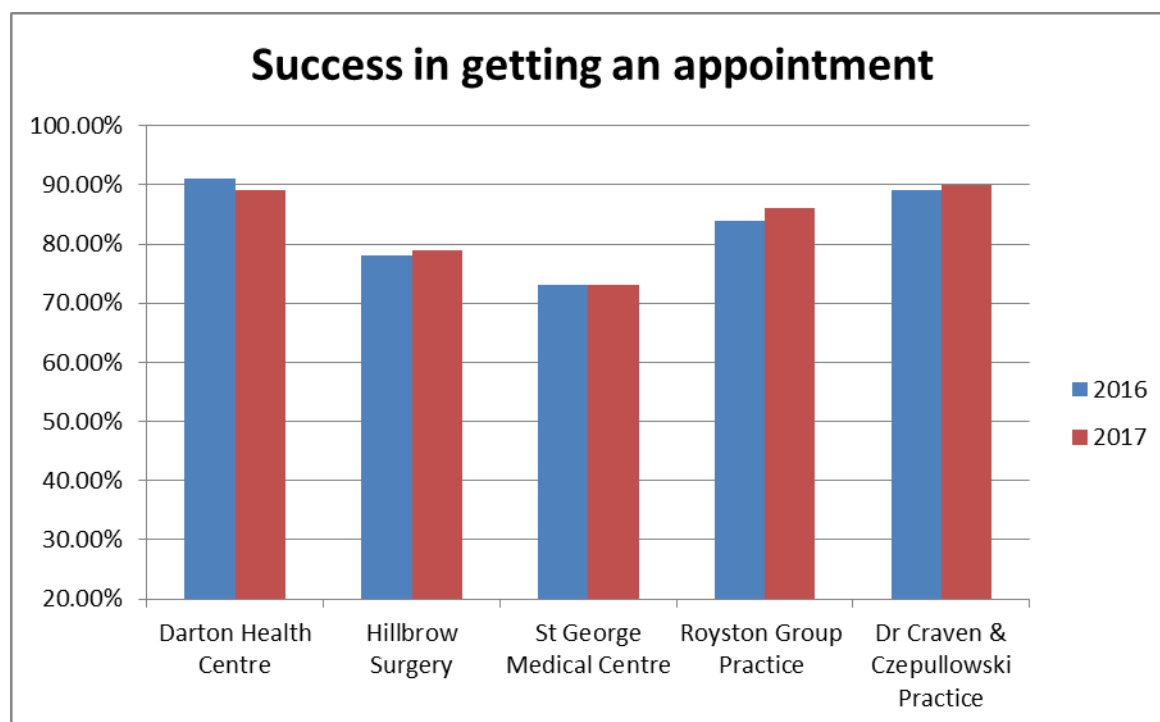
Penistone Locality Practices	2016	2017
Kingswell Surgery	94.00%	97.00%
Penistone Group Practice	99.00%	93.00%
Apollo Court Medical Centre	91.00%	65.00%
Woodland Drive Medical Centre	85.00%	89.00%
Huddersfield Road Surgery	88.00%	84.00%
Victoria Medical Centre	92.00%	90.00%

Last time you wanted to see or speak to a GP or nurse from your GP surgery, were you able to get an appointment or speak to someone?



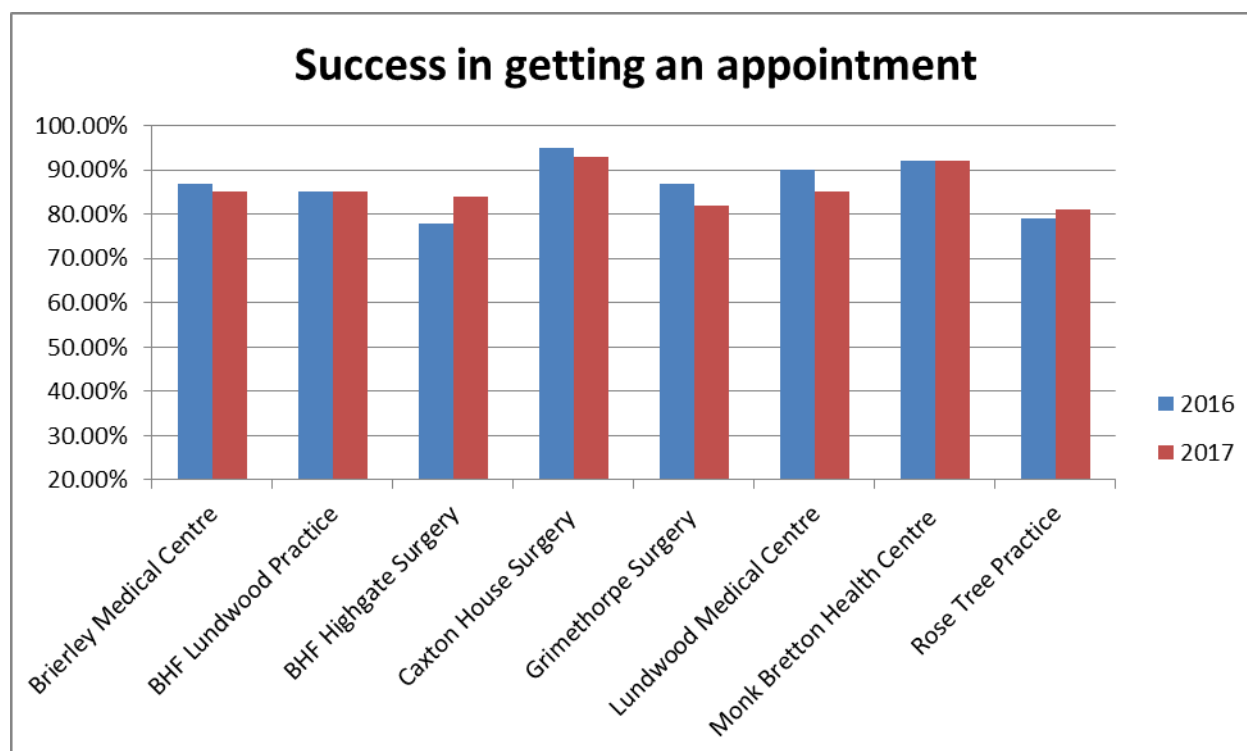
Central Locality Practices	2016	2017
Ashville Medical Centre	81.00%	75.00%
Dove Valley Practice	72.00%	75.00%
Kakoty Practice	82.00%	74.00%
Park Grove Surgery	81.00%	71.00%
The Grove Medical Practice	82.00%	83.00%

Last time you wanted to see or speak to a GP or nurse from your GP surgery, were you able to get an appointment or speak to someone?



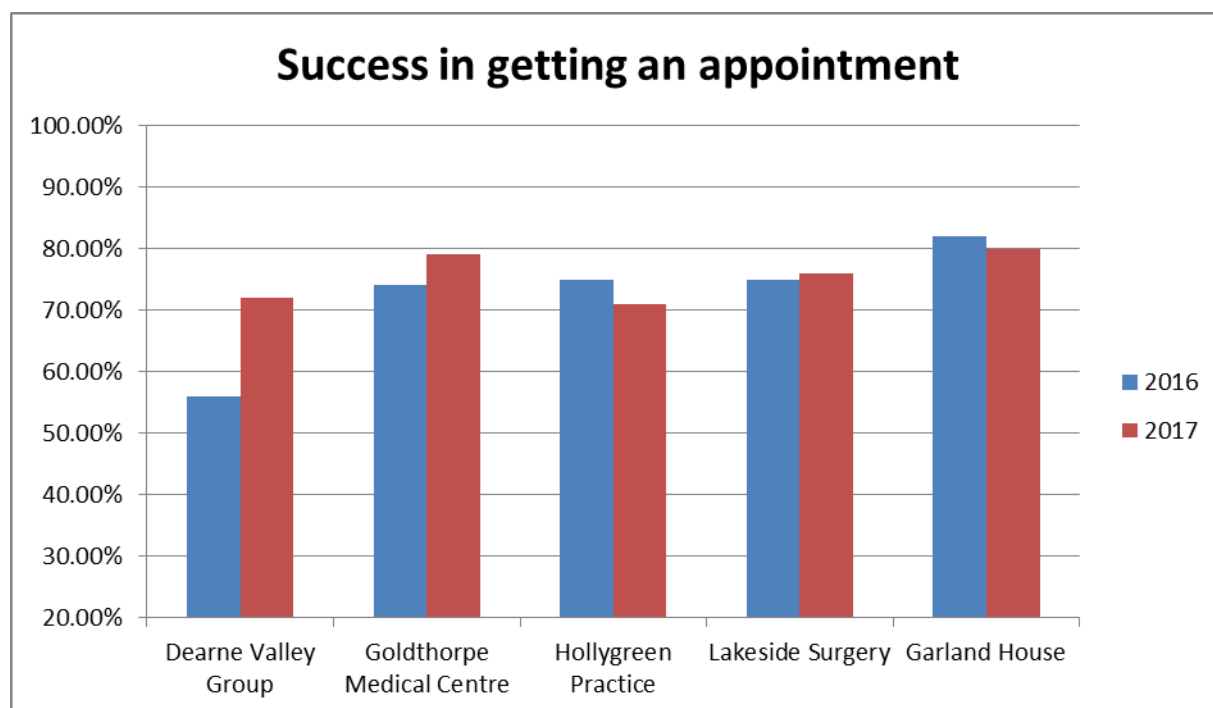
North Locality Practices	2016	2017
Darton Health Centre	91.00%	89.00%
Hillbrow Surgery	78.00%	79.00%
St George Medical Centre	73.00%	73.00%
Royston Group Practice	84.00%	86.00%
Dr Craven & Czepullowski Practice	89.00%	90.00%

Last time you wanted to see or speak to a GP or nurse from your GP surgery, were you able to get an appointment or speak to someone?



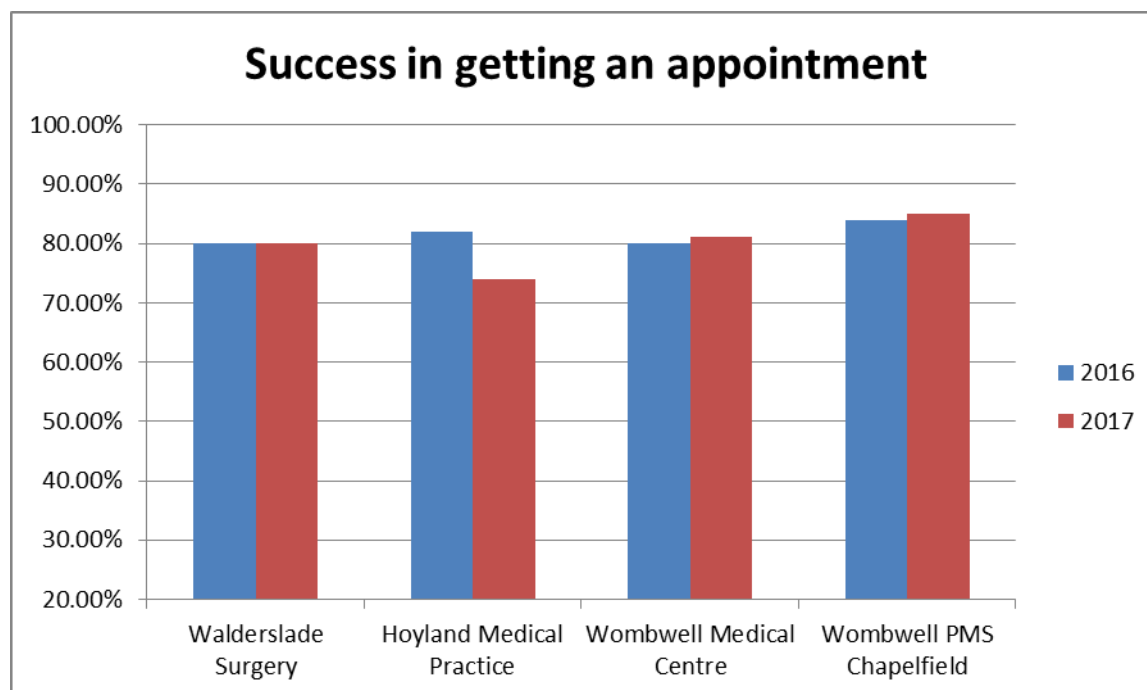
North East Locality Practices	2016	2017
Brierley Medical Centre	87.00%	85.00%
BHF Lundwood Practice	85.00%	85.00%
BHF Highgate Surgery	78.00%	84.00%
Caxton House Surgery	95.00%	93.00%
Grimethorpe Surgery	87.00%	82.00%
Lundwood Medical Centre	90.00%	85.00%
Monk Bretton Health Centre	92.00%	92.00%
Rose Tree Practice	79.00%	81.00%

Last time you wanted to see or speak to a GP or nurse from your GP surgery, were you able to get an appointment or speak to someone?



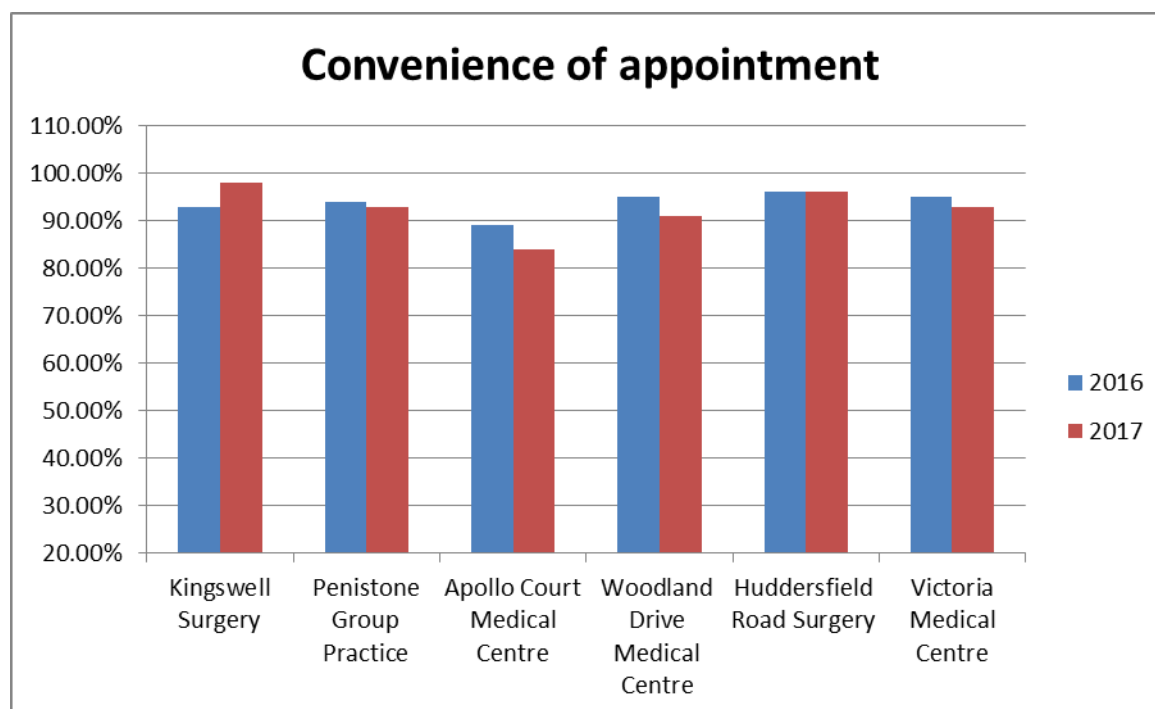
Dearne Locality Practices	2016	2017
Dearne Valley Group	56.00%	72.00%
Goldthorpe Medical Centre	74.00%	79.00%
Hollygreen Practice	75.00%	71.00%
Lakeside Surgery	75.00%	76.00%
Garland House	82.00%	80.00%

Last time you wanted to see or speak to a GP or nurse from your GP surgery, were you able to get an appointment or speak to someone?



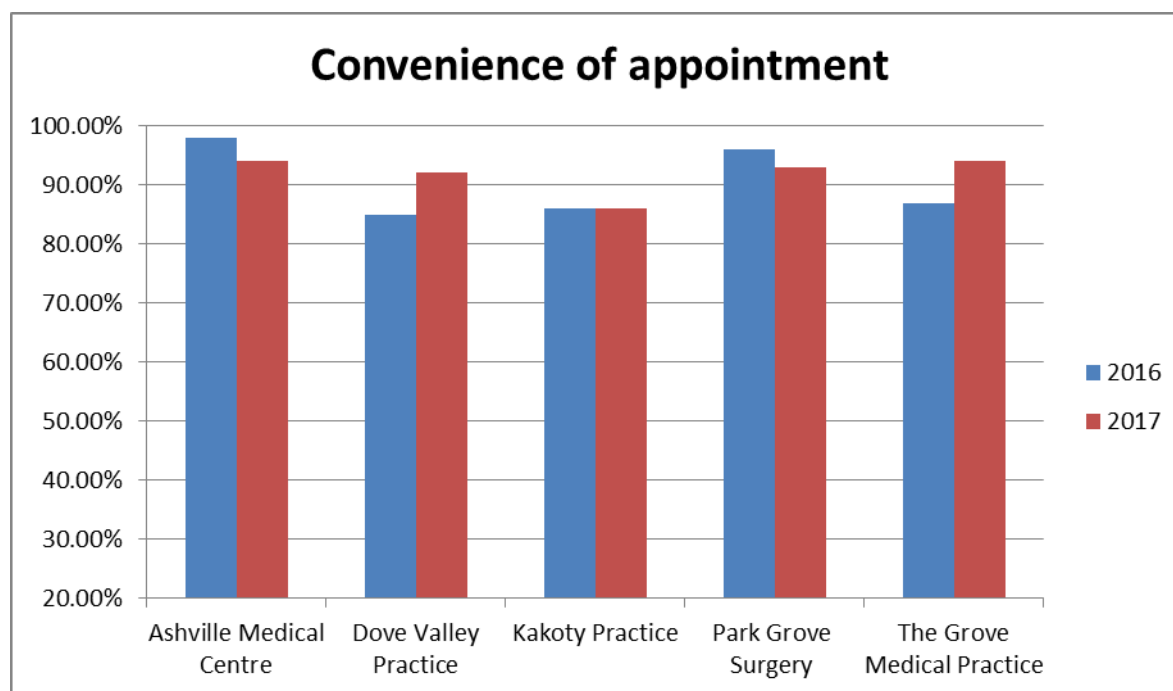
South Locality Practices	2016	2017
Walderslade Surgery	80.00%	80.00%
Hoyland Medical Practice	82.00%	74.00%
Wombwell Medical Centre	80.00%	81.00%
Wombwell PMS Chapelfield	84.00%	85.00%

How convenient was the appointment you were able to get?



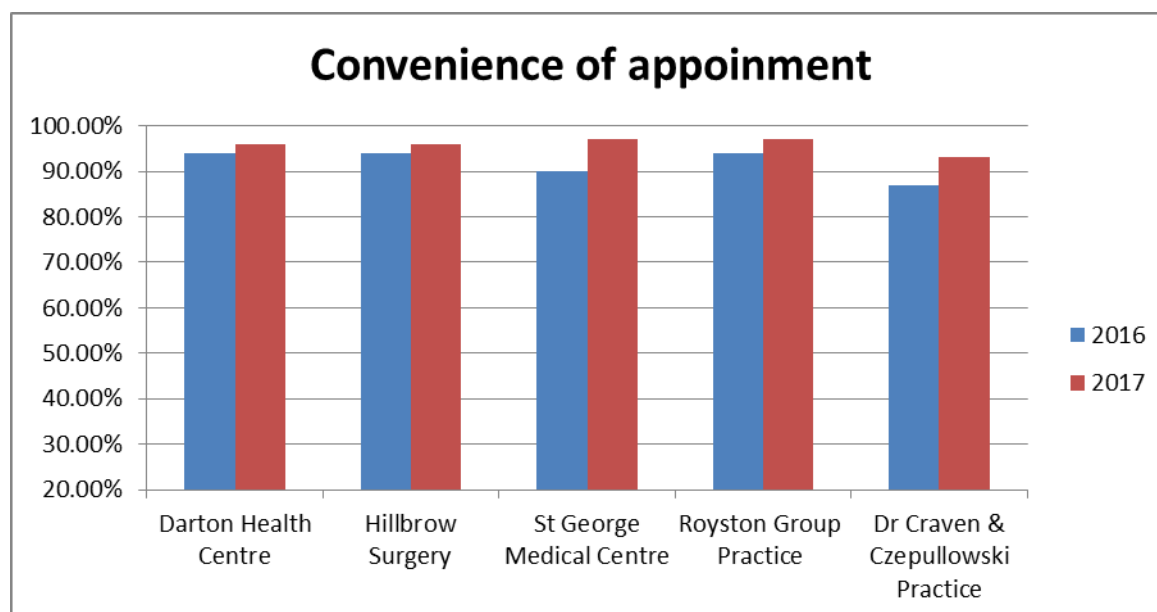
Penistone Locality Practices	2016	2017
Kingswell Surgery	93.00%	98.00%
Penistone Group Practice	94.00%	93.00%
Apollo Court Medical Centre	89.00%	84.00%
Woodland Drive Medical Centre	95.00%	91.00%
Huddersfield Road Surgery	96.00%	96.00%
Victoria Medical Centre	95.00%	93.00%

How convenient was the appointment you were able to get?



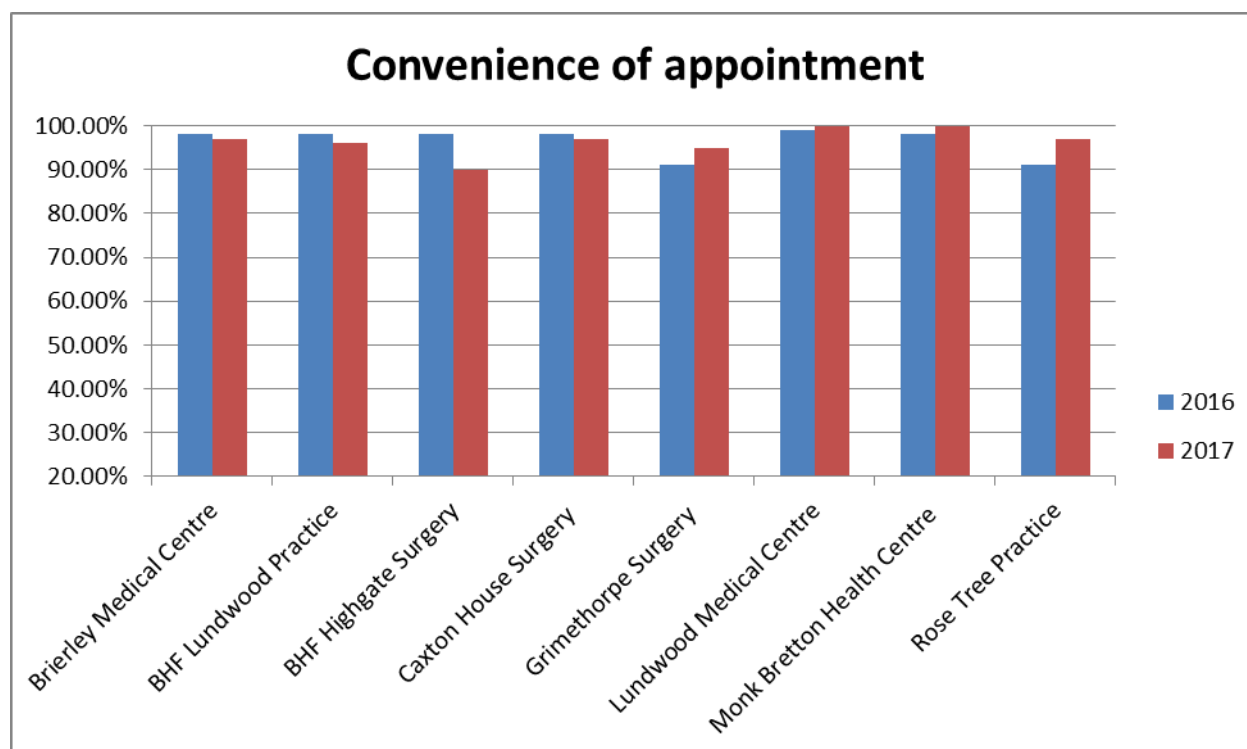
Central Locality Practices	2016	2017
Ashville Medical Centre	98.00%	94.00%
Dove Valley Practice	85.00%	92.00%
Kakoty Practice	86.00%	86.00%
Park Grove Surgery	96.00%	93.00%
The Grove Medical Practice	87.00%	94.00%

How convenient was the appointment you were able to get?



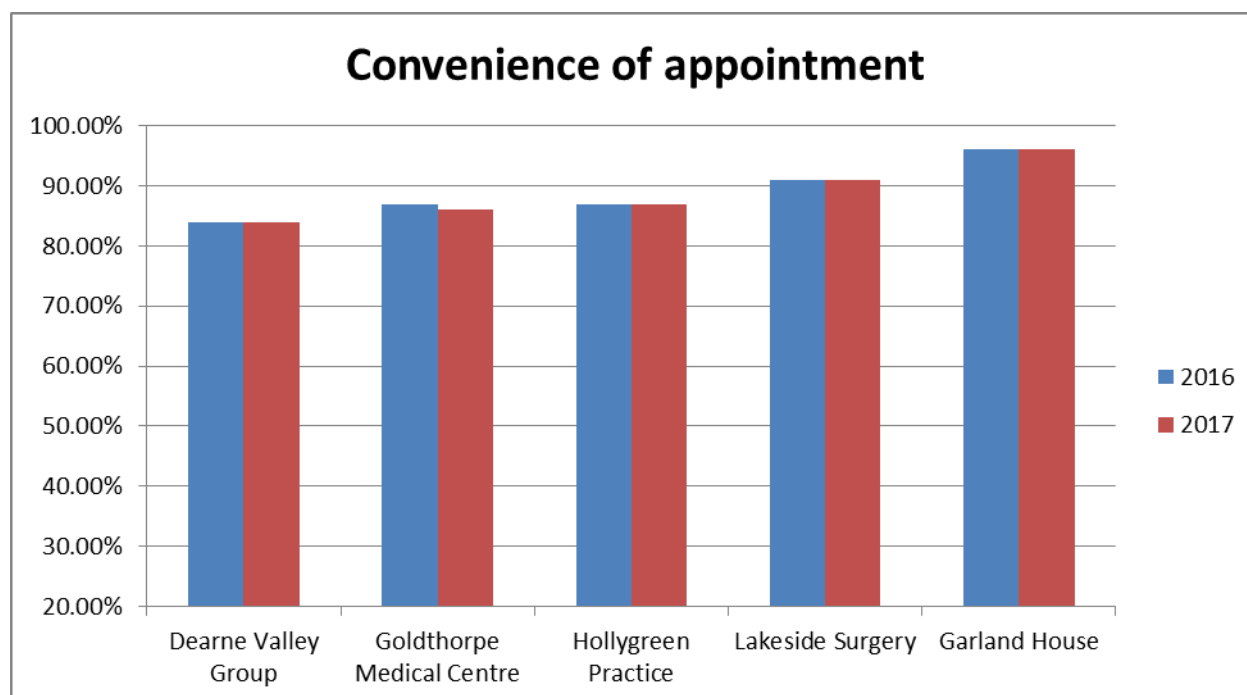
North Locality Practices	2016	2017
Darton Health Centre	94.00%	96.00%
Hillbrow Surgery	94.00%	96.00%
St George Medical Centre	90.00%	97.00%
Royston Group Practice	94.00%	97.00%
Dr Craven & Czepullowski Practice	87.00%	93.00%

How convenient was the appointment you were able to get?



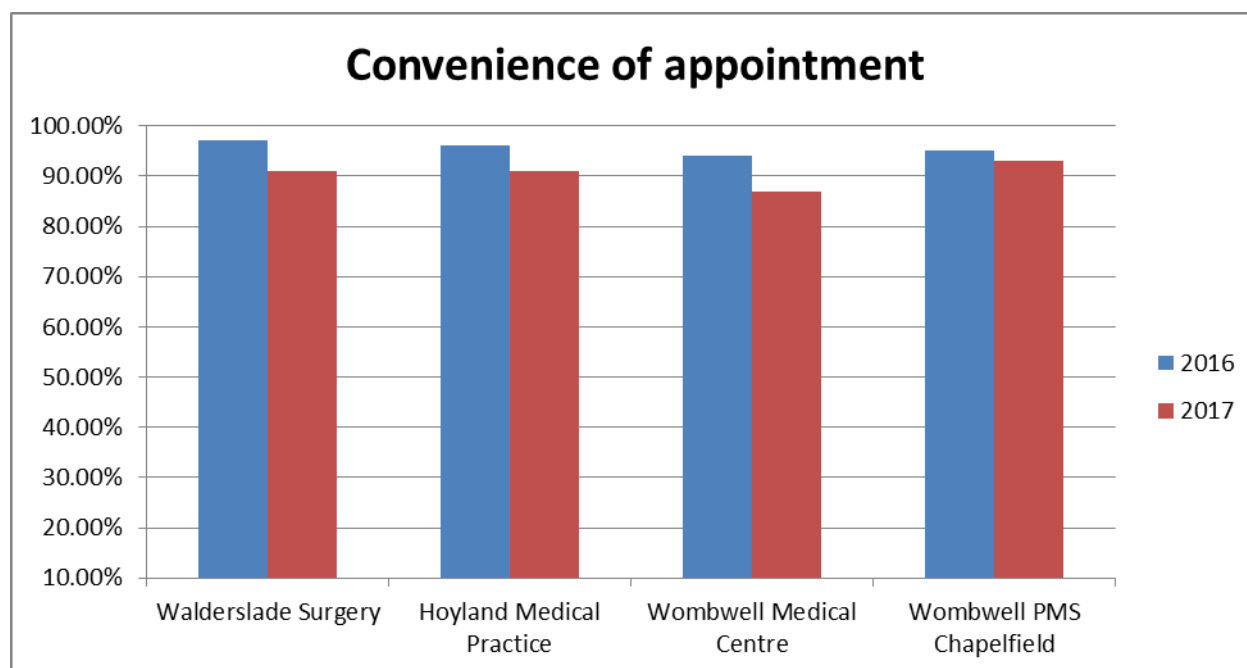
North East Locality Practices	2016	2017
Brierley Medical Centre	98.00%	97.00%
BHF Lundwood Practice	98.00%	96.00%
BHF Highgate Surgery	98.00%	90.00%
Caxton House Surgery	98.00%	97.00%
Grimethorpe Surgery	91.00%	95.00%
Lundwood Medical Centre	99.00%	100.00%
Monk Bretton Health Centre	98.00%	100.00%
Rose Tree Practice	91.00%	97.00%

How convenient was the appointment you were able to get?



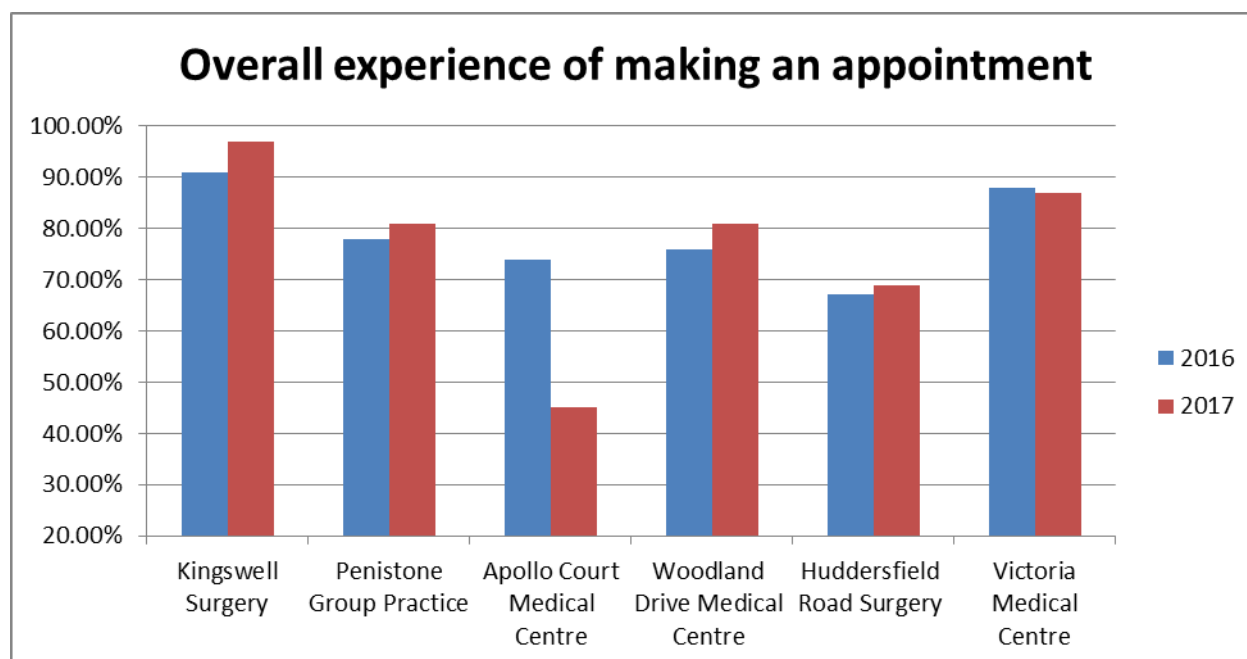
Dearne Locality Practices	2016	2017
Dearne Valley Group	84.00%	84.00%
Goldthorpe Medical Centre	87.00%	86.00%
Hollygreen Practice	87.00%	87.00%
Lakeside Surgery	91.00%	91.00%
Garland House	96.00%	96.00%

How convenient was the appointment you were able to get?



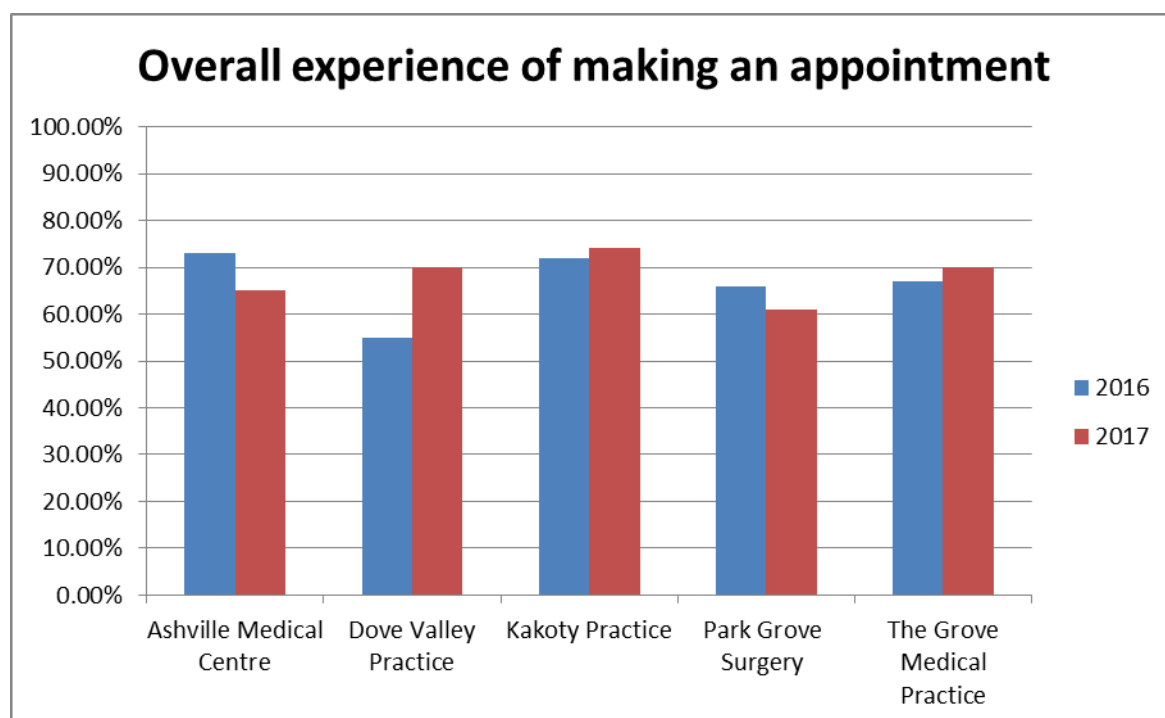
South Locality Practices	2016	2017
Walderslade Surgery	97.00%	91.00%
Hoyland Medical Practice	96.00%	91.00%
Wombwell Medical Centre	94.00%	87.00%
Wombwell PMS Chapelfield	95.00%	93.00%

Overall, how would you describe your experience of making an appointment?



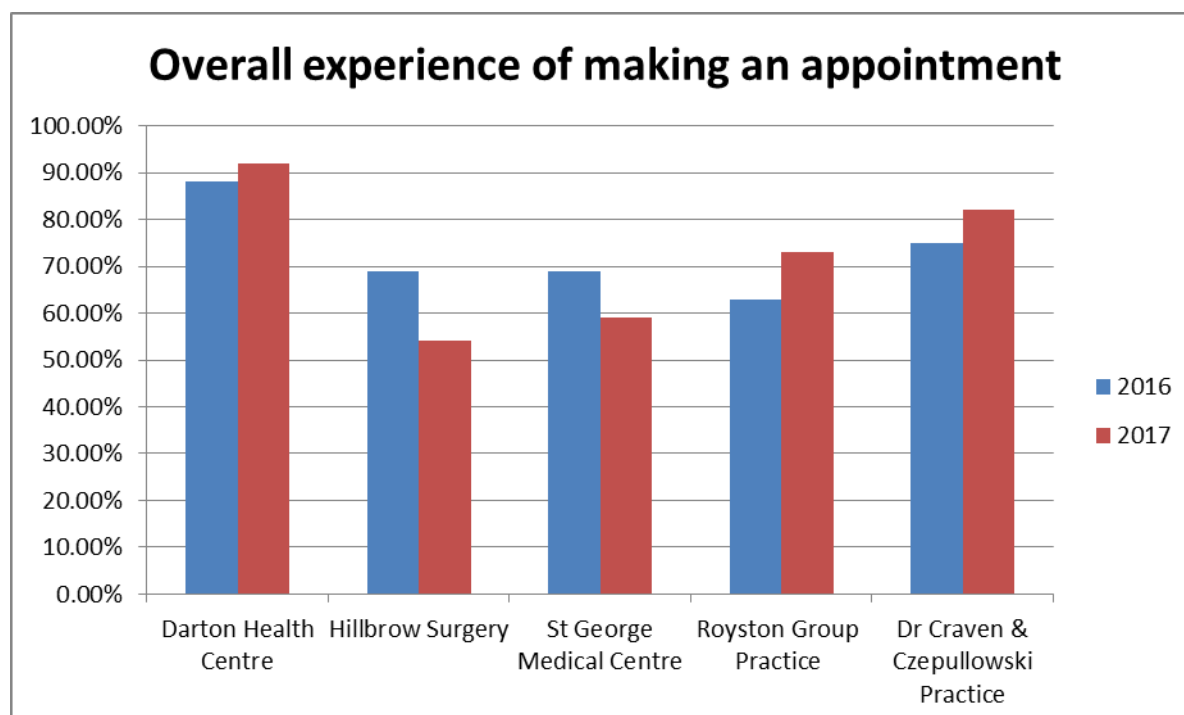
Penistone Locality Practices	2016	2017
Kingswell Surgery	91.00%	97.00%
Penistone Group Practice	78.00%	81.00%
Apollo Court Medical Centre	74.00%	45.00%
Woodland Drive Medical Centre	76.00%	81.00%
Huddersfield Road Surgery	67.00%	69.00%
Victoria Medical Centre	88.00%	87.00%

Overall, how would you describe your experience of making an appointment?



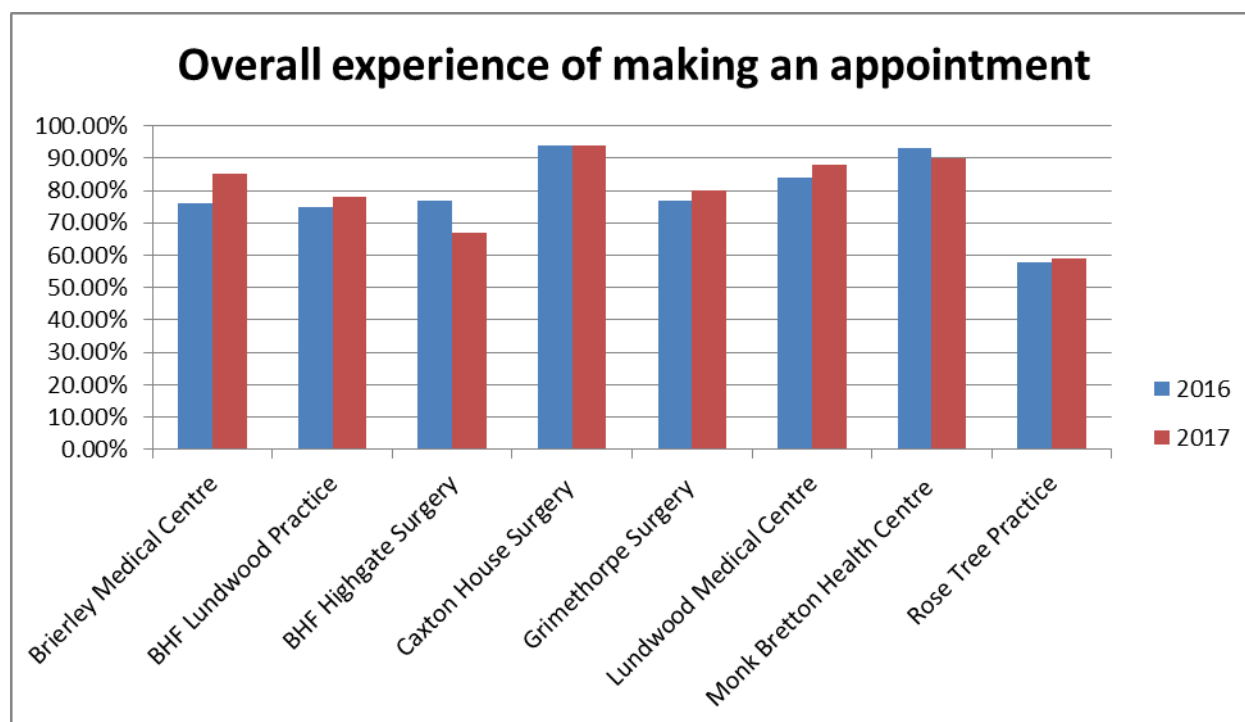
Central Locality Practices	2016	2017
Ashville Medical Centre	73.00%	65.00%
Dove Valley Practice	55.00%	70.00%
Kakoty Practice	72.00%	74.00%
Park Grove Surgery	66.00%	61.00%
The Grove Medical Practice	67.00%	70.00%

Overall, how would you describe your experience of making an appointment?



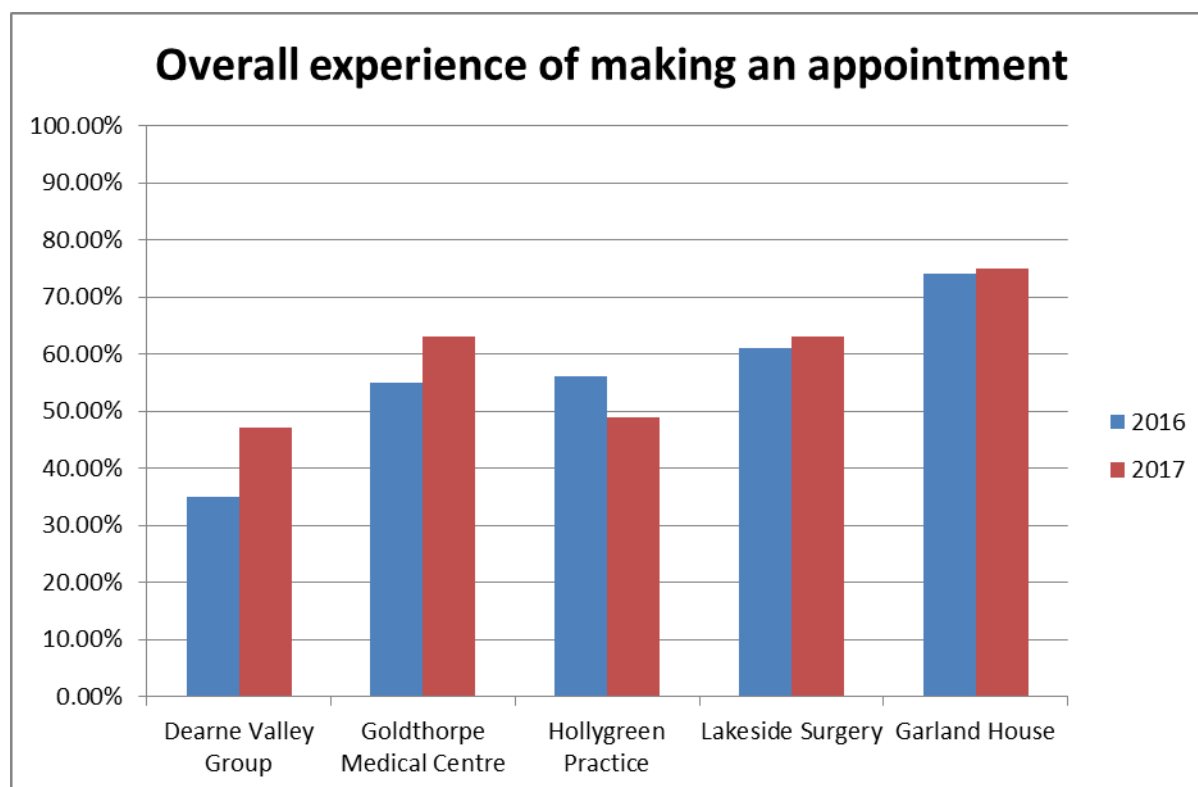
North Locality Practices	2016	2017
Darton Health Centre	88.00%	92.00%
Hillbrow Surgery	69.00%	54.00%
St George Medical Centre	69.00%	59.00%
Royston Group Practice	63.00%	73.00%
Dr Craven & Czepullowski Practice	75.00%	82.00%

Overall, how would you describe your experience of making an appointment?



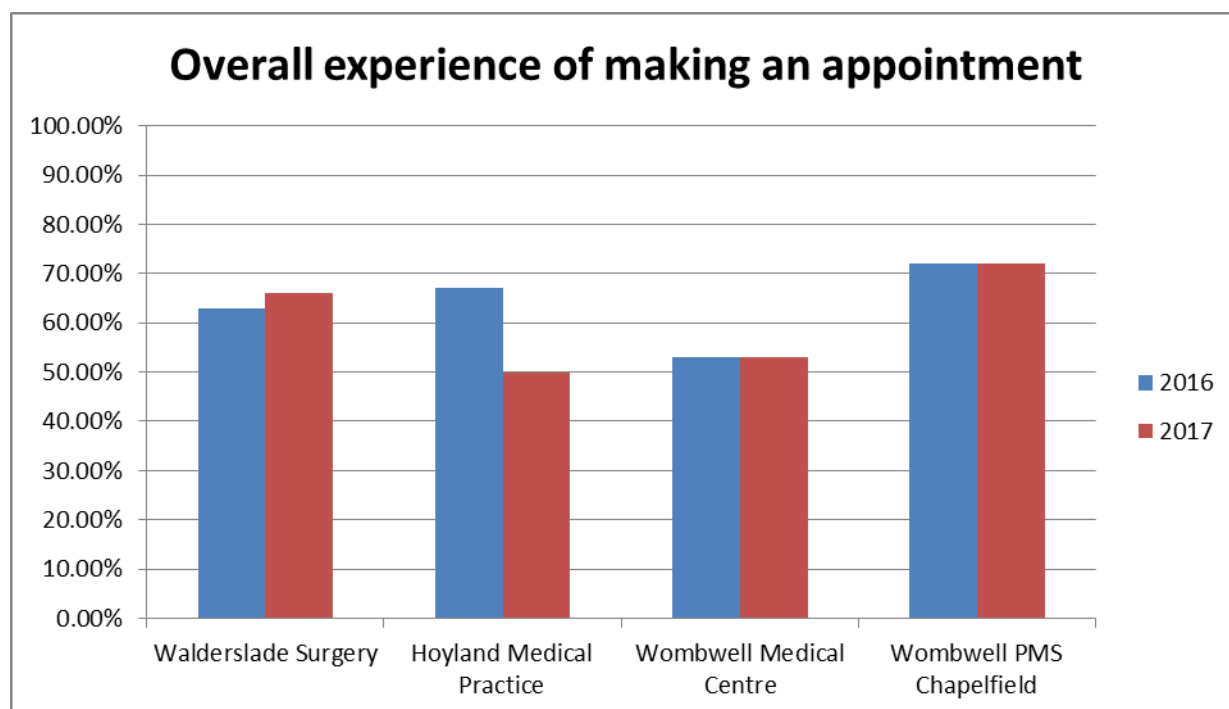
North East Locality Practices	2016	2017
Brierley Medical Centre	76.00%	85.00%
BHF Lundwood Practice	75.00%	78.00%
BHF Highgate Surgery	77.00%	67.00%
Caxton House Surgery	94.00%	94.00%
Grimethorpe Surgery	77.00%	80.00%
Lundwood Medical Centre	84.00%	88.00%
Monk Bretton Health Centre	93.00%	90.00%
Rose Tree Practice	58.00%	59.00%

Overall, how would you describe your experience of making an appointment?



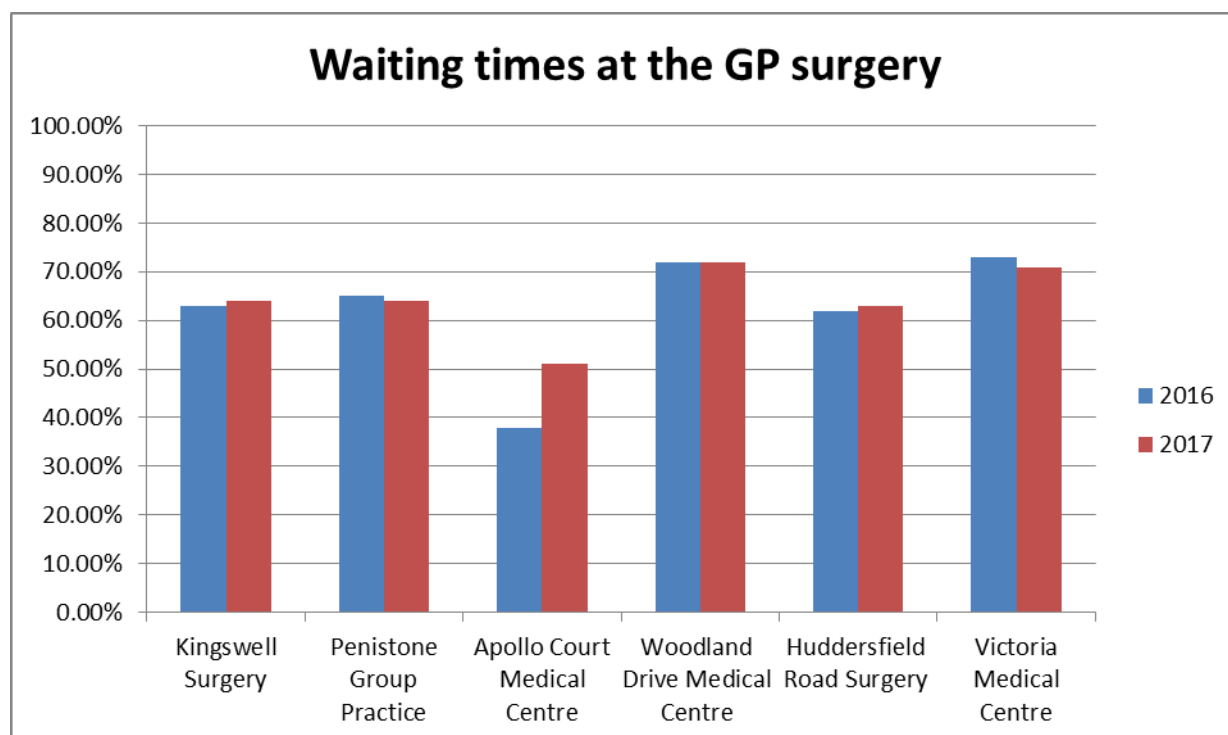
Dearne Locality Practices	2016	2017
Dearne Valley Group	35.00%	47.00%
Goldthorpe Medical Centre	55.00%	63.00%
Hollygreen Practice	56.00%	49.00%
Lakeside Surgery	61.00%	63.00%
Garland House	74.00%	75.00%

Overall, how would you describe your experience of making an appointment?



South Locality Practices	2016	2017
Walderslade Surgery	63.00%	66.00%
Hoyland Medical Practice	67.00%	50.00%
Wombwell Medical Centre	53.00%	53.00%
Wombwell PMS Chapelfield	72.00%	72.00%

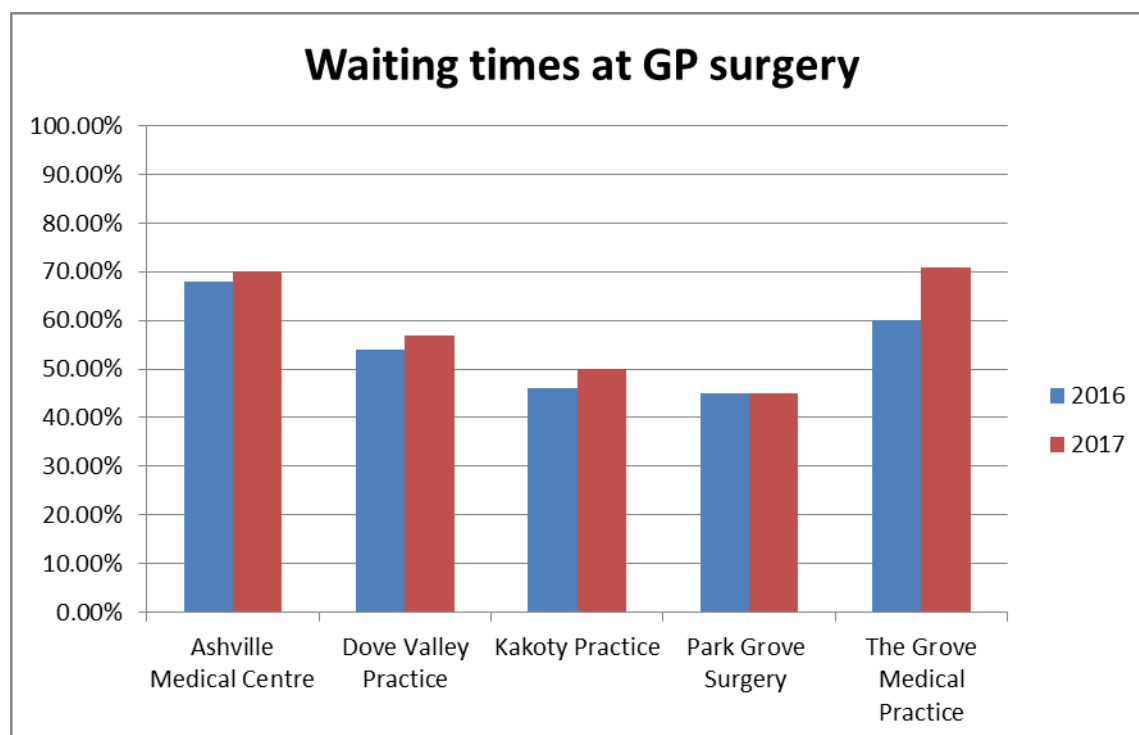
How do you feel about how long you normally have to wait to be seen?



Penistone Locality Practices	2016	2017
Kingswell Surgery	63.00%	64.00%
Penistone Group Practice	65.00%	64.00%
Apollo Court Medical Centre	38.00%	51.00%
Woodland Drive Medical Centre	72.00%	72.00%
Huddersfield Road Surgery	62.00%	63.00%
Victoria Medical Centre	73.00%	71.00%

Percentage of patients saying they 'don't normally have to wait too long'

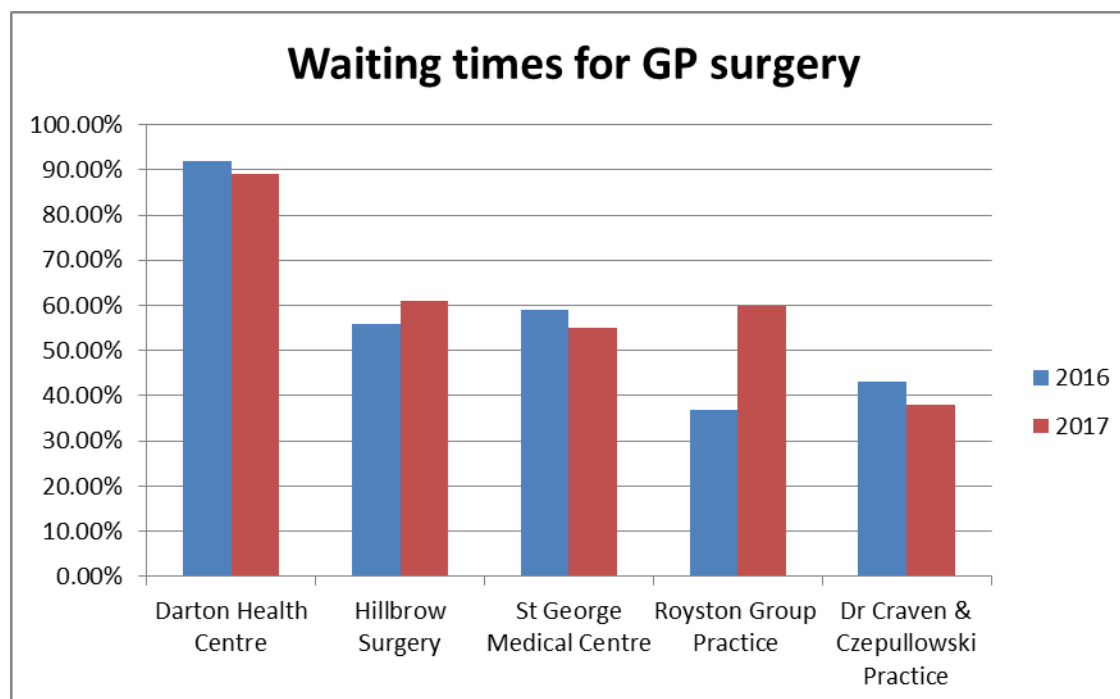
How do you feel about how long you normally have to wait to be seen?



Central Locality Practices	2016	2017
Ashville Medical Centre	68.00%	70.00%
Dove Valley Practice	54.00%	57.00%
Kakoty Practice	46.00%	50.00%
Park Grove Surgery	45.00%	45.00%
The Grove Medical Practice	60.00%	71.00%

Percentage of patients saying they 'don't normally have to wait too long'

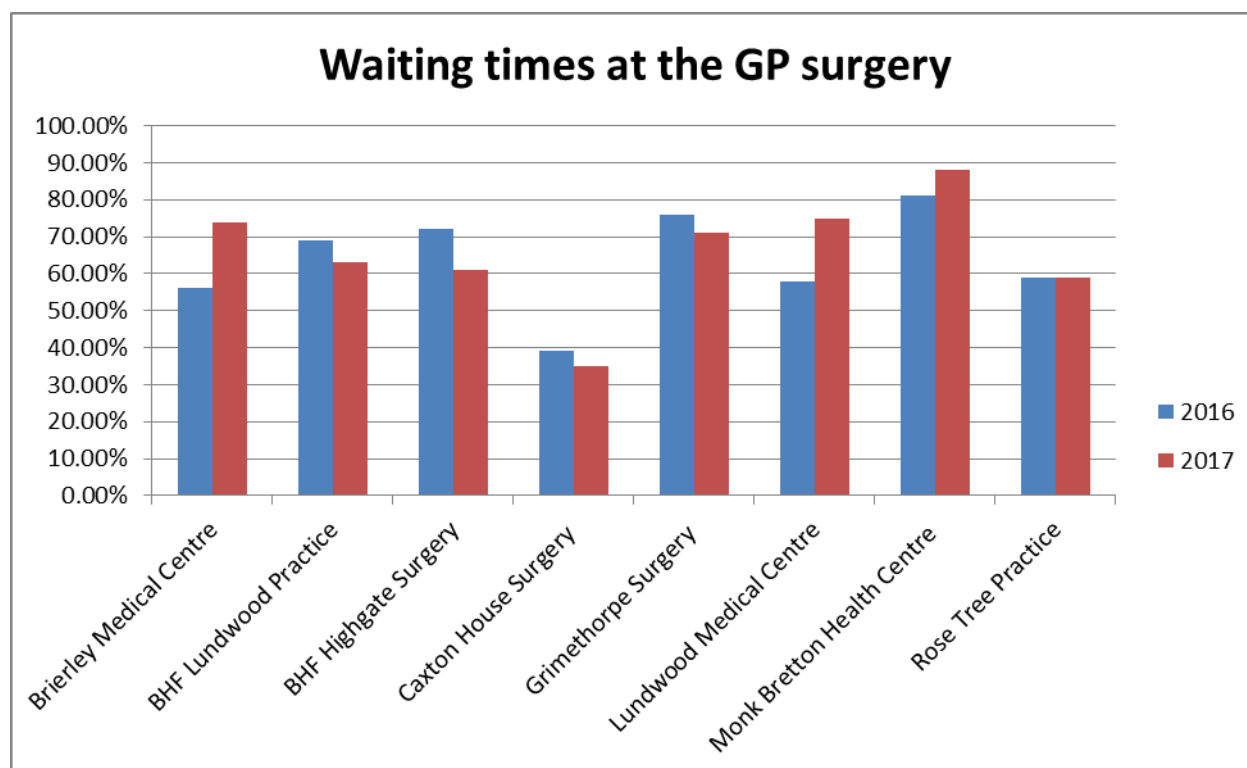
How do you feel about how long you normally have to wait to be seen?



North Locality Practices	2016	2017
Darton Health Centre	92.00%	89.00%
Hillbrow Surgery	56.00%	61.00%
St George Medical Centre	59.00%	55.00%
Royston Group Practice	37.00%	60.00%
Dr Craven & Czepullowski Practice	43.00%	38.00%

Percentage of patients saying they 'don't normally have to wait too long'

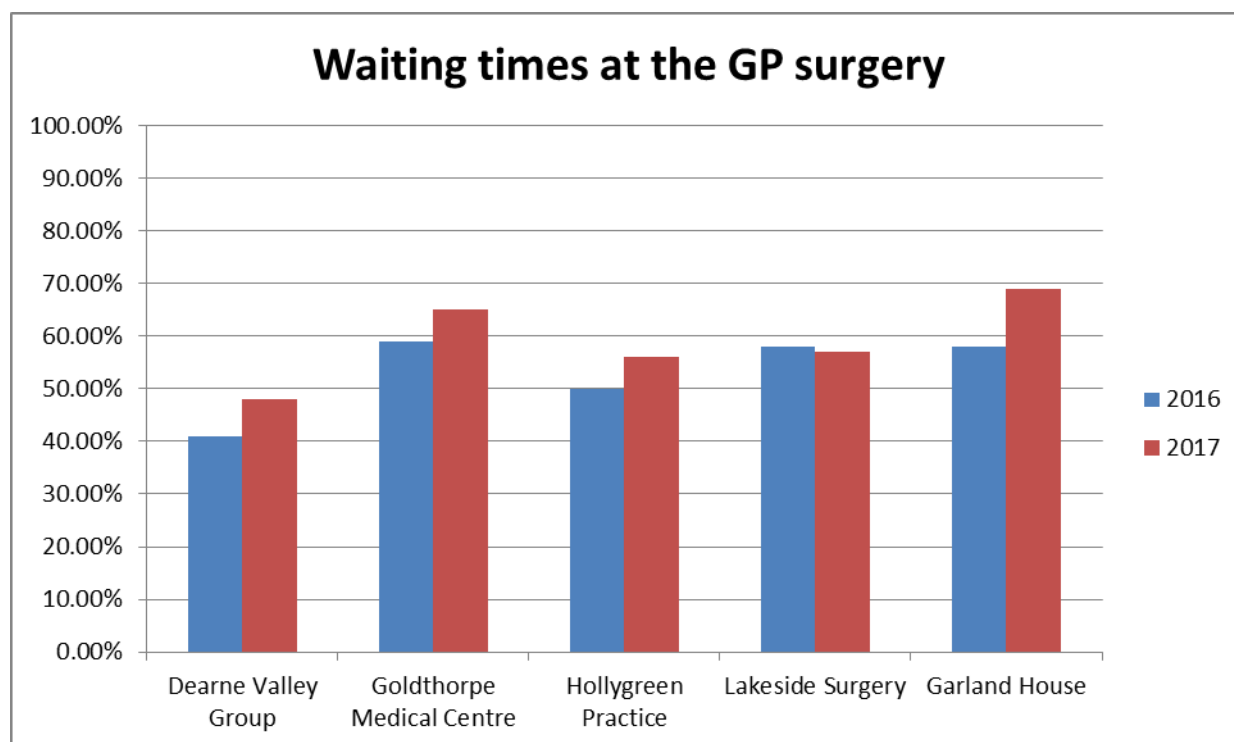
How do you feel about how long you normally have to wait to be seen?



North East Locality Practices	2016	2017
Brierley Medical Centre	56.00%	74.00%
BHF Lundwood Practice	69.00%	63.00%
BHF Highgate Surgery	72.00%	61.00%
Caxton House Surgery	39.00%	35.00%
Grimethorpe Surgery	76.00%	71.00%
Lundwood Medical Centre	58.00%	75.00%
Monk Bretton Health Centre	81.00%	88.00%
Rose Tree Practice	59.00%	59.00%

Percentage of patients saying they 'don't normally have to wait too long'

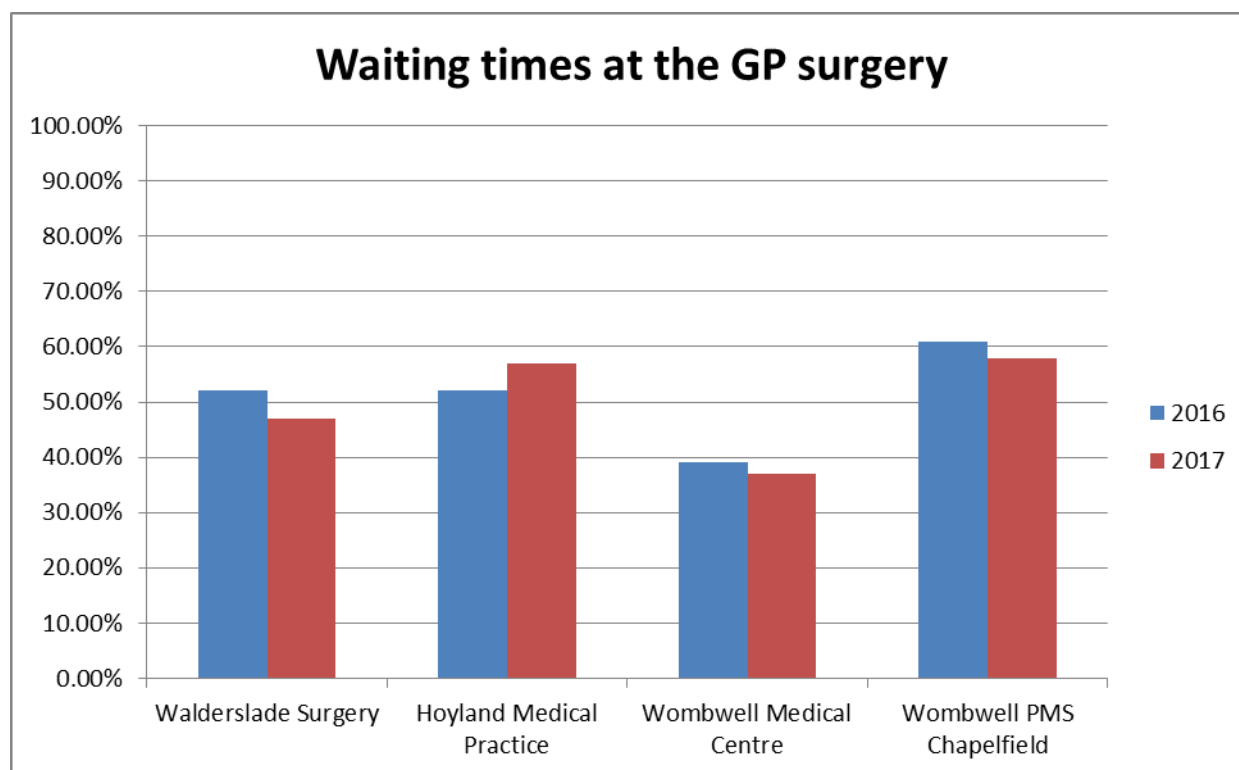
How do you feel about how long you normally have to wait to be seen?



Dearne Locality Practices	2016	2017
Dearne Valley Group	41.00%	48.00%
Goldthorpe Medical Centre	59.00%	65.00%
Hollygreen Practice	50.00%	56.00%
Lakeside Surgery	58.00%	57.00%
Garland House	58.00%	69.00%

Percentage of patients saying they 'don't normally have to wait too long'

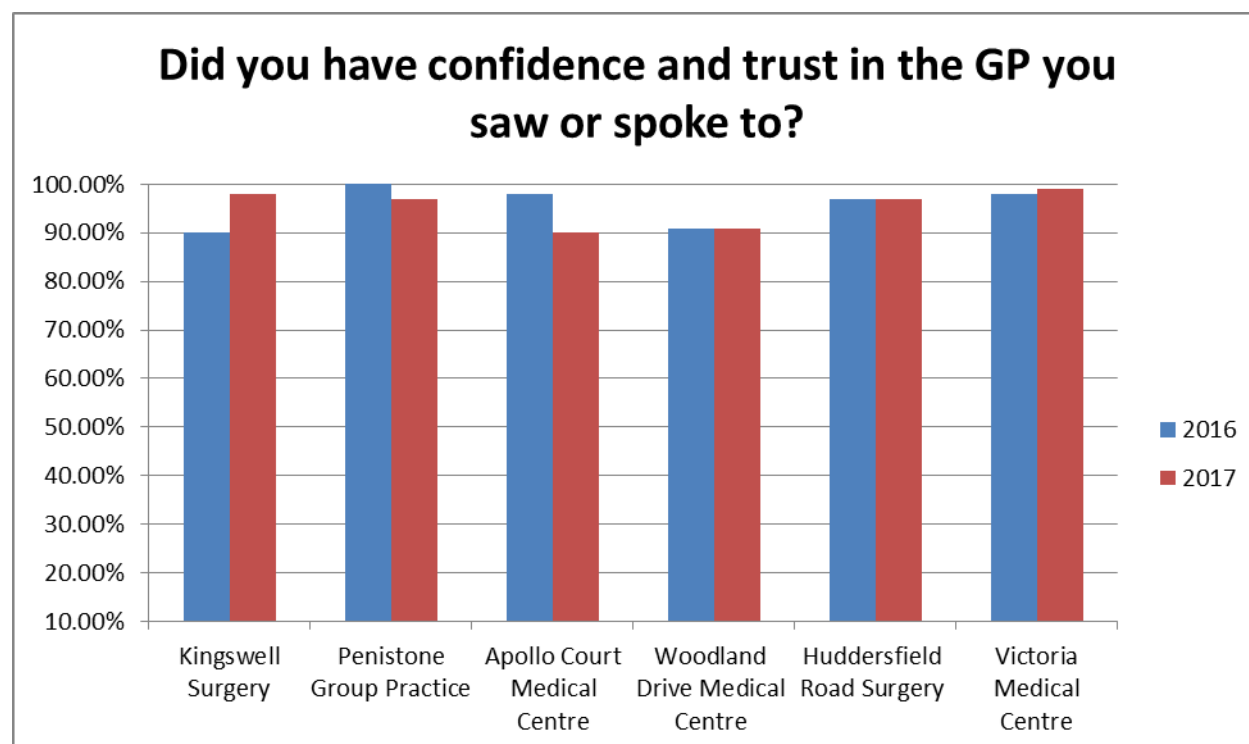
How do you feel about how long you normally have to wait to be seen?



South Locality Practices	2016	2017
Walderslade Surgery	52.00%	47.00%
Hoyland Medical Practice	52.00%	57.00%
Wombwell Medical Centre	39.00%	37.00%
Wombwell PMS Chapelfield	61.00%	58.00%

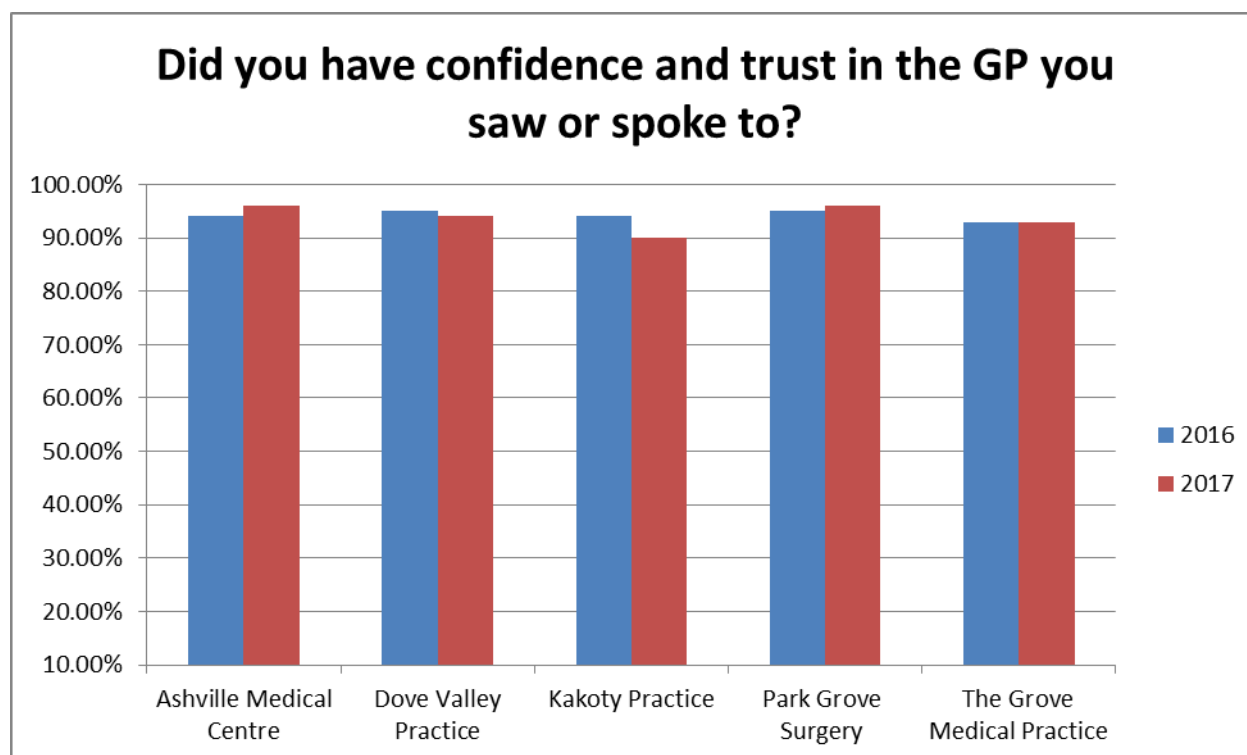
Percentage of patients saying they 'don't normally have to wait too long'

Did you have confidence and trust in the GP you saw or spoke to?



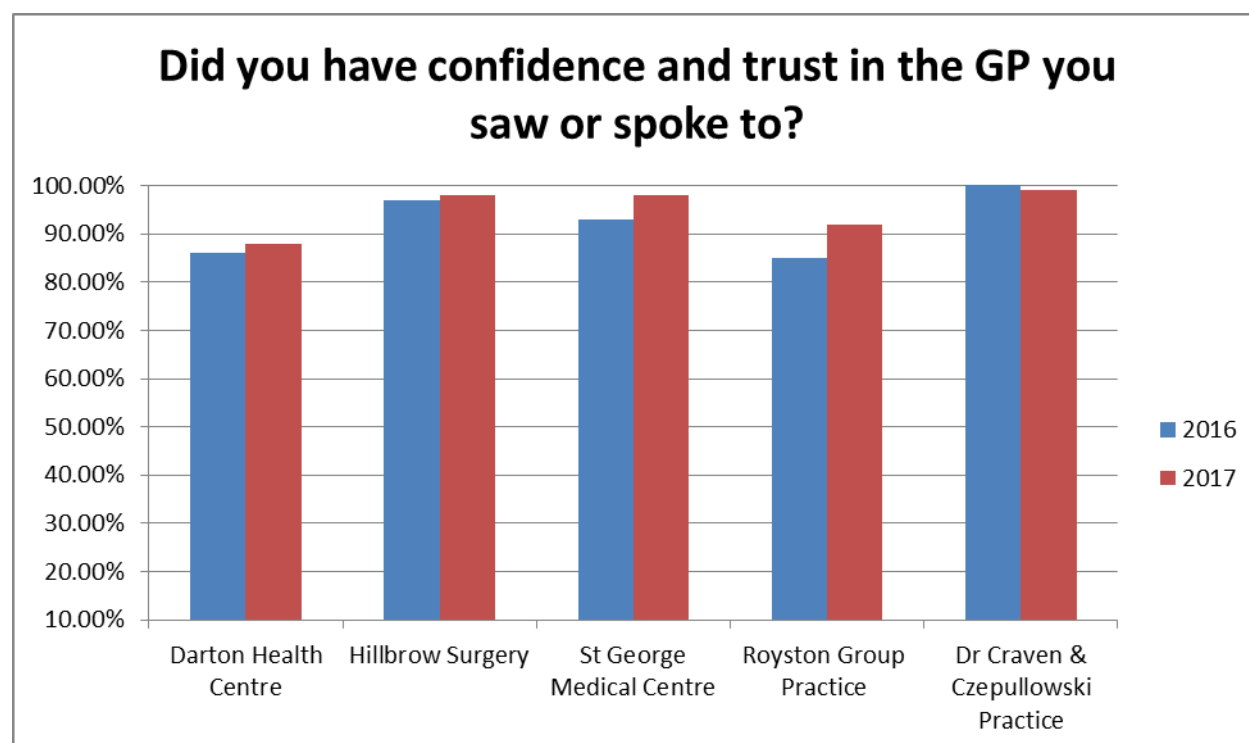
Penistone Locality Practices	2016	2017
Kingswell Surgery	90.00%	98.00%
Penistone Group Practice	100.00%	97.00%
Apollo Court Medical Centre	98.00%	90.00%
Woodland Drive Medical Centre	91.00%	91.00%
Huddersfield Road Surgery	97.00%	97.00%
Victoria Medical Centre	98.00%	99.00%

Did you have confidence and trust in the GP you saw or spoke to?



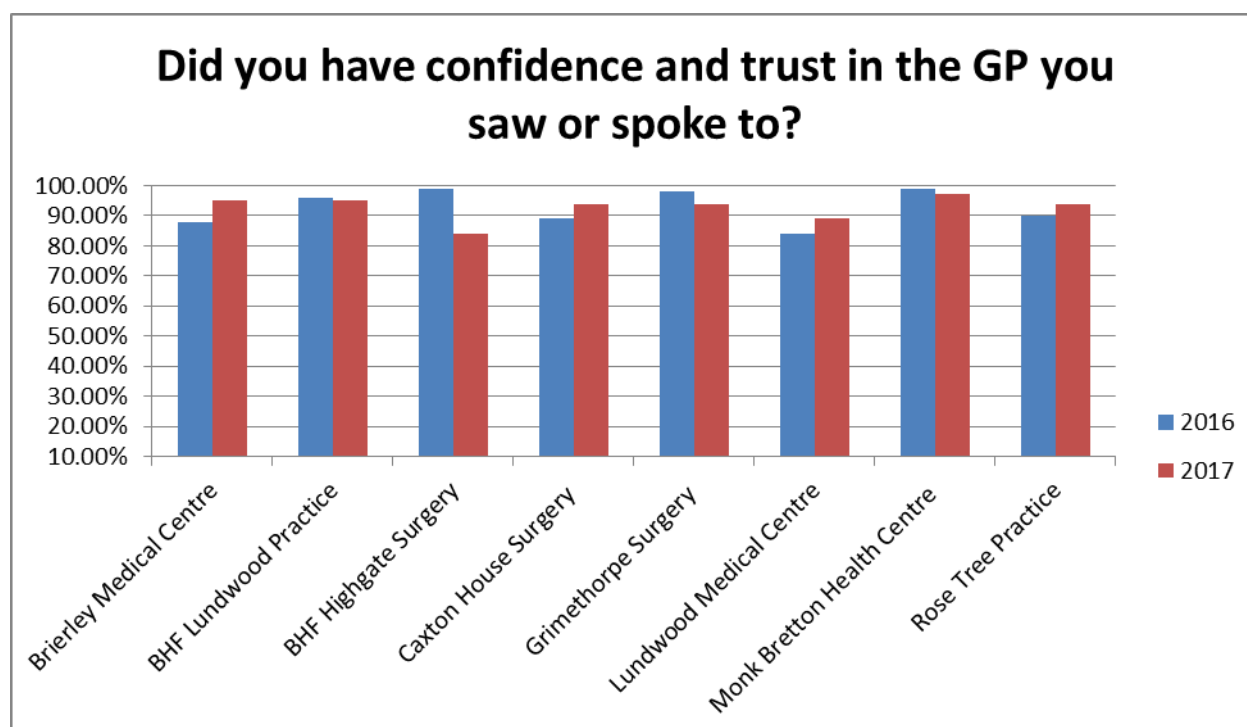
Central Locality Practices	2016	2017
Ashville Medical Centre	94.00%	96.00%
Dove Valley Practice	95.00%	94.00%
Kakoty Practice	94.00%	90.00%
Park Grove Surgery	95.00%	96.00%
The Grove Medical Practice	93.00%	93.00%

Did you have confidence and trust in the GP you saw or spoke to?



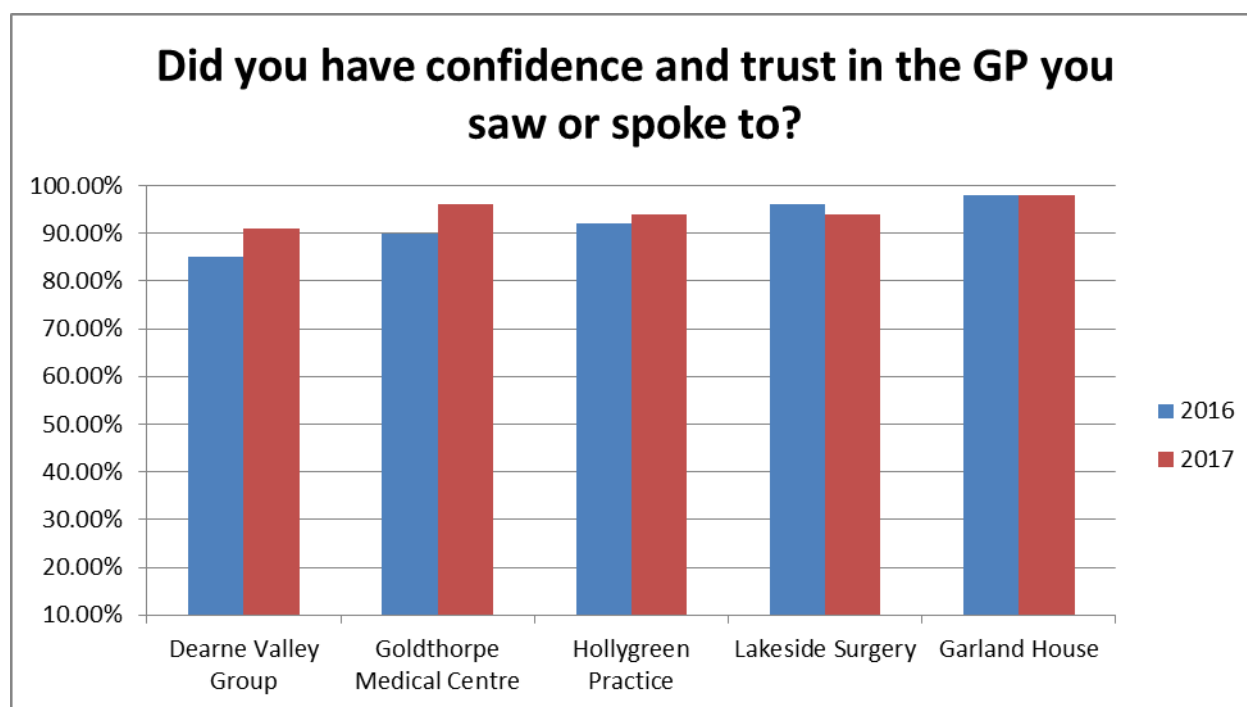
North Locality Practices	2016	2017
Darton Health Centre	86.00%	88.00%
Hillbrow Surgery	97.00%	98.00%
St George Medical Centre	93.00%	98.00%
Royston Group Practice	85.00%	92.00%
Dr Craven & Czepulkowski Practice	100.00%	99.00%

Did you have confidence and trust in the GP you saw or spoke to?



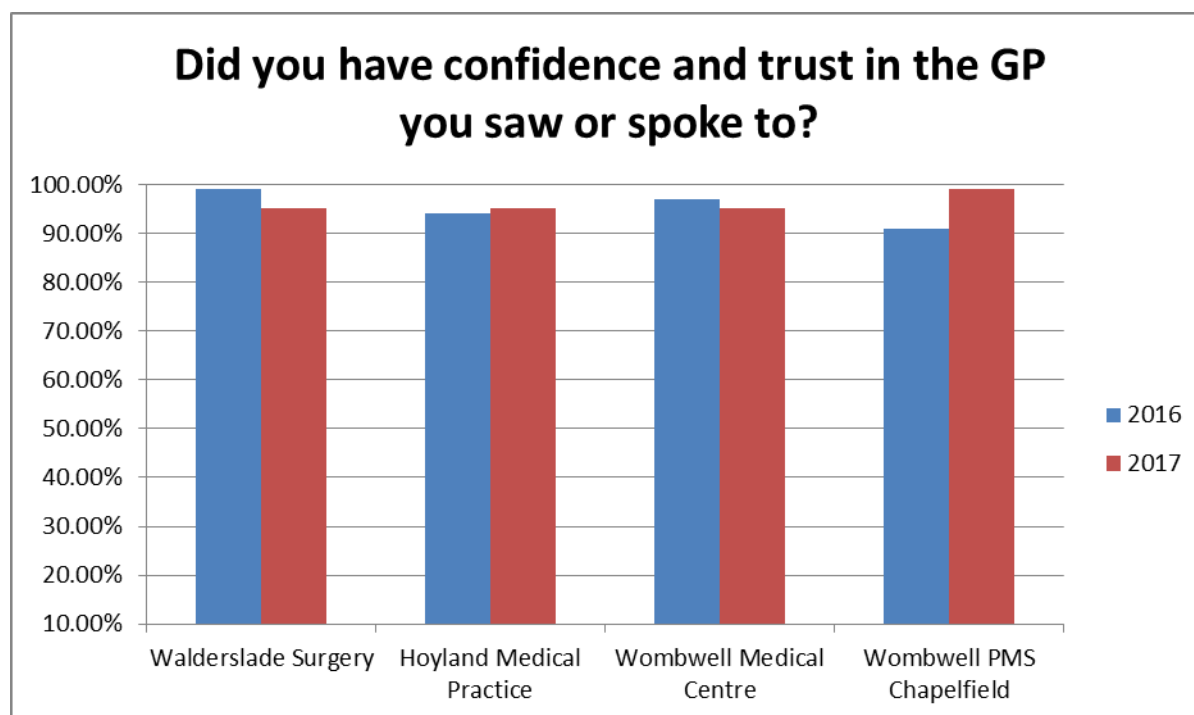
North East Locality Practices	2016	2017
Brierley Medical Centre	88.00%	95.00%
BHF Lundwood Practice	96.00%	95.00%
BHF Highgate Surgery	99.00%	84.00%
Caxton House Surgery	89.00%	94.00%
Grimethorpe Surgery	98.00%	94.00%
Lundwood Medical Centre	84.00%	89.00%
Monk Bretton Health Centre	99.00%	97.00%
Rose Tree Practice	90.00%	94.00%

Did you have confidence and trust in the GP you saw or spoke to?



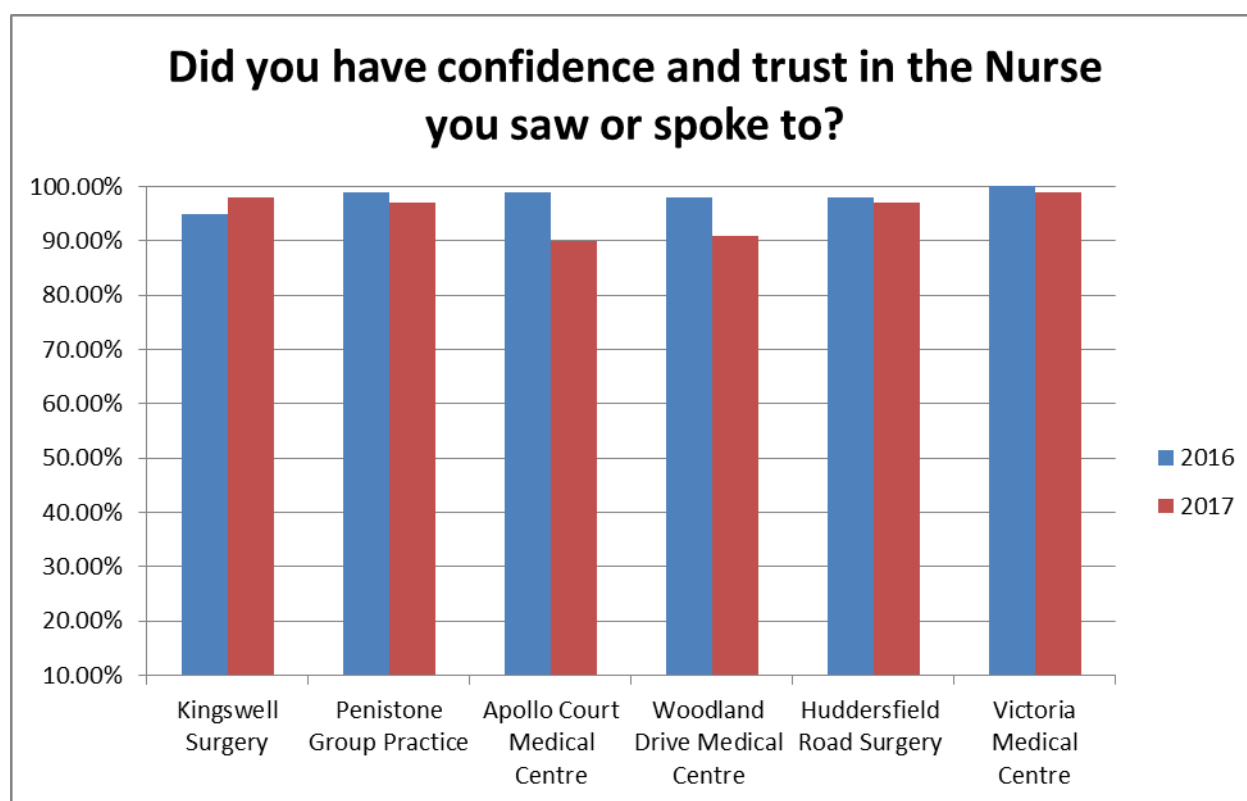
Dearne Locality Practices	2016	2017
Dearne Valley Group	85.00%	91.00%
Goldthorpe Medical Centre	90.00%	96.00%
Hollygreen Practice	92.00%	94.00%
Lakeside Surgery	96.00%	94.00%
Garland House	98.00%	98.00%

Did you have confidence and trust in the GP you saw or spoke to?



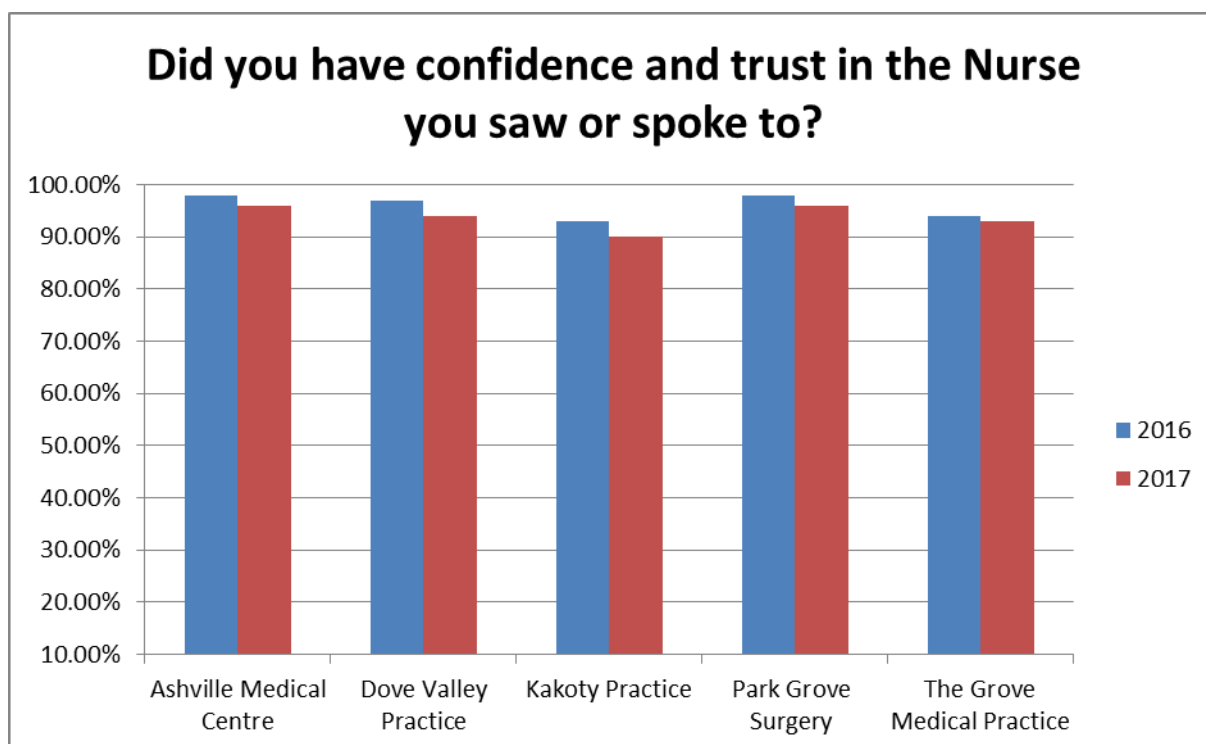
South Locality Practices	2016	2017
Walderslade Surgery	99.00%	95.00%
Hoyland Medical Practice	94.00%	95.00%
Wombwell Medical Centre	97.00%	95.00%
Wombwell PMS Chapelfield	91.00%	99.00%

Did you have confidence and trust in the Nurse you saw or spoke to?



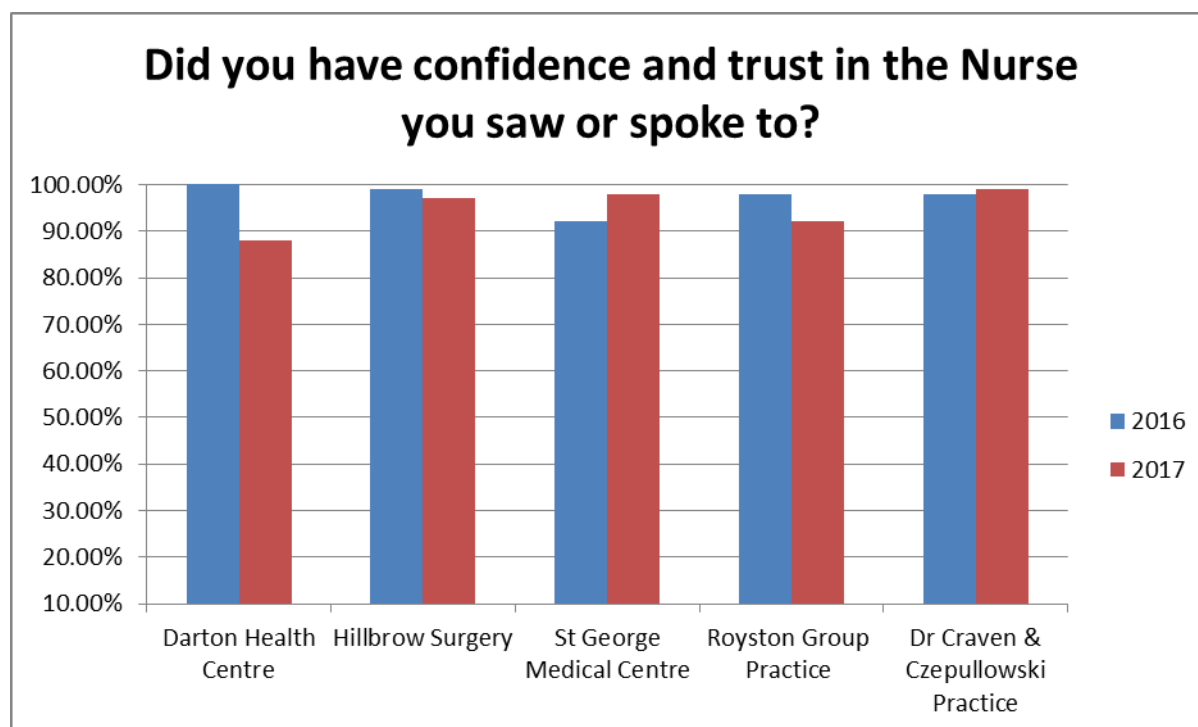
Penistone Locality Practices	2016	2017
Kingswell Surgery	95.00%	98.00%
Penistone Group Practice	99.00%	97.00%
Apollo Court Medical Centre	99.00%	90.00%
Woodland Drive Medical Centre	98.00%	91.00%
Huddersfield Road Surgery	98.00%	97.00%
Victoria Medical Centre	100.00%	99.00%

Did you have confidence and trust in the Nurse you saw or spoke to?



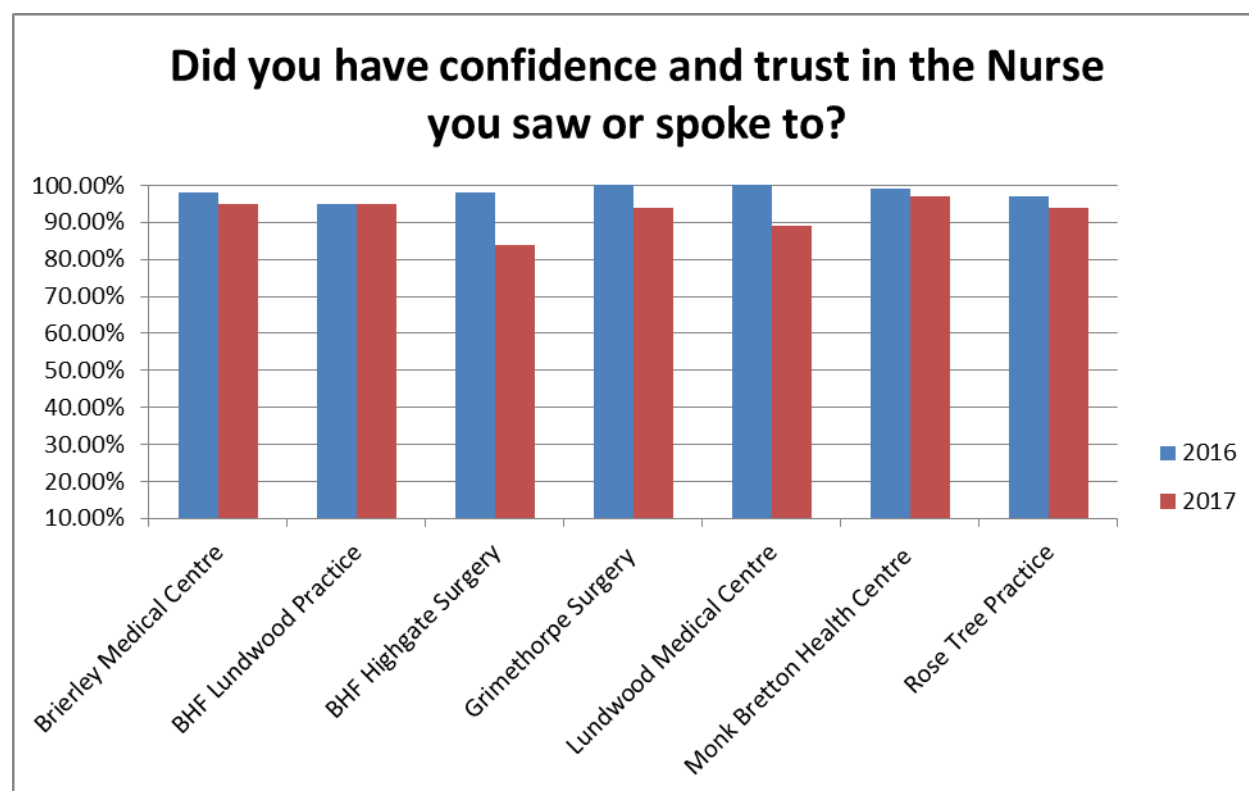
Central Locality Practices	2016	2017
Ashville Medical Centre	98.00%	96.00%
Dove Valley Practice	97.00%	94.00%
Kakoty Practice	93.00%	90.00%
Park Grove Surgery	98.00%	96.00%
The Grove Medical Practice	94.00%	93.00%

Did you have confidence and trust in the Nurse you saw or spoke to?



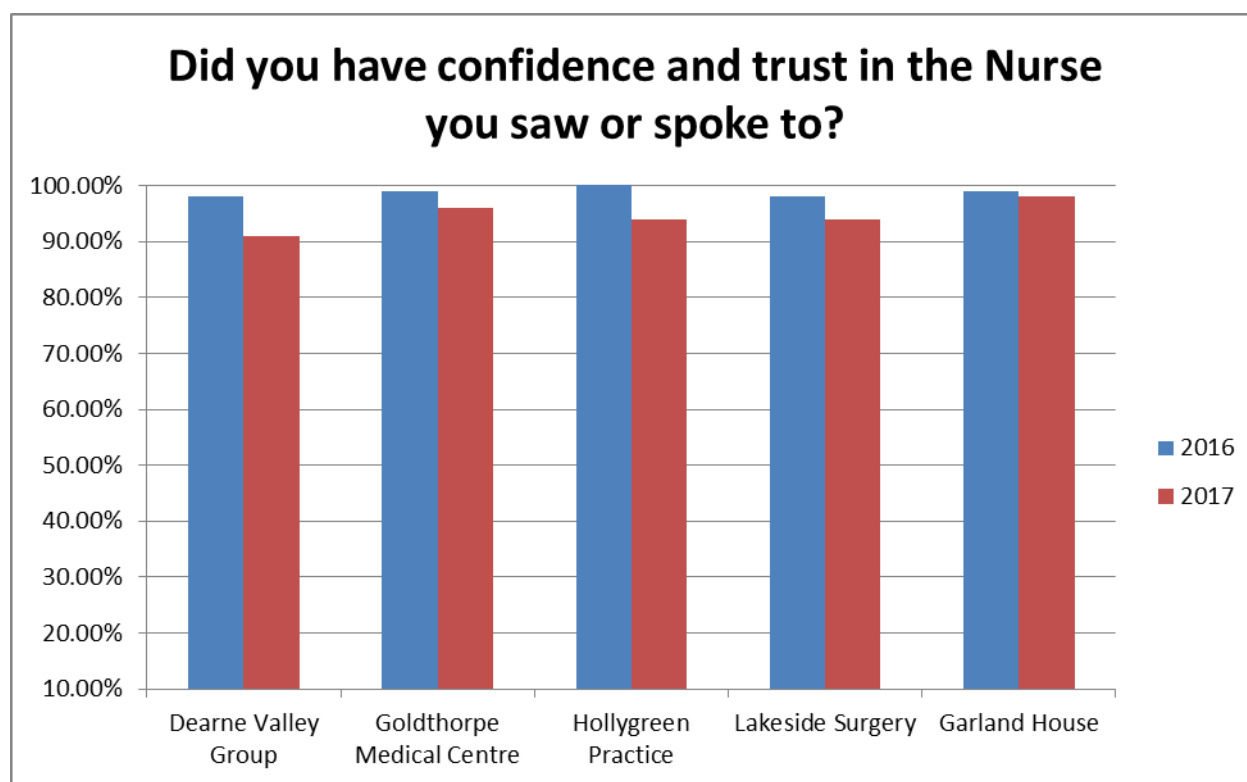
North Locality Practices	2016	2017
Darton Health Centre	100.00%	88.00%
Hillbrow Surgery	99.00%	97.00%
St George Medical Centre	92.00%	98.00%
Royston Group Practice	98.00%	92.00%
Dr Craven & Czepullowski Practice	98.00%	99.00%

Did you have confidence and trust in the Nurse you saw or spoke to?



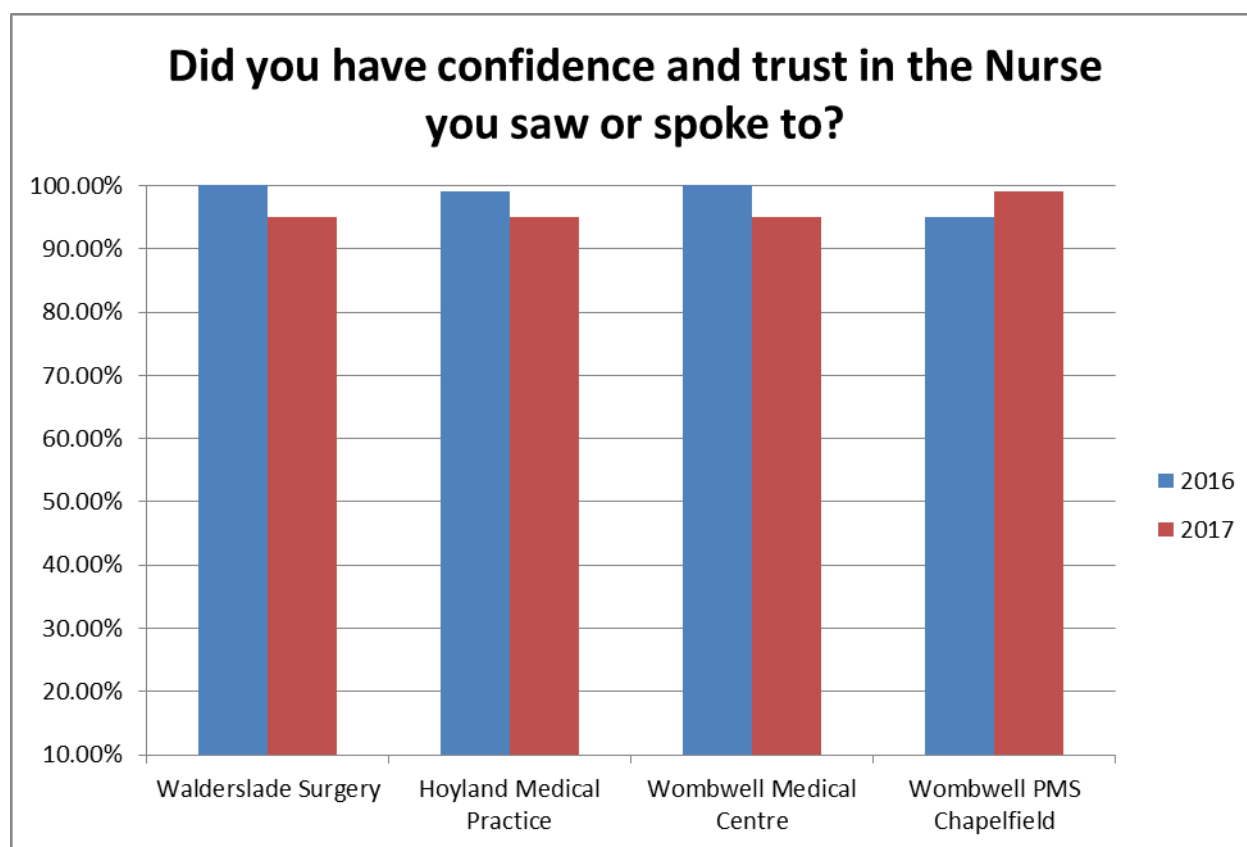
North East Locality Practices	2016	2017
Brierley Medical Centre	98.00%	95.00%
BHF Lundwood Practice	95.00%	95.00%
BHF Highgate Surgery	98.00%	84.00%
Grimethorpe Surgery	100.00%	94.00%
Lundwood Medical Centre	100.00%	89.00%
Monk Bretton Health Centre	99.00%	97.00%
Rose Tree Practice	97.00%	94.00%

Did you have confidence and trust in the Nurse you saw or spoke to?



Dearne Locality Practices	2016	2017
Dearne Valley Group	98.00%	91.00%
Goldthorpe Medical Centre	99.00%	96.00%
Hollygreen Practice	100.00%	94.00%
Lakeside Surgery	98.00%	94.00%
Garland House	99.00%	98.00%

Did you have confidence and trust in the Nurse you saw or spoke to?



South Locality Practices	2016	2017
Walderslade Surgery	100.00%	95.00%
Hoyland Medical Practice	99.00%	95.00%
Wombwell Medical Centre	100.00%	95.00%
Wombwell PMS Chapelfield	95.00%	99.00%